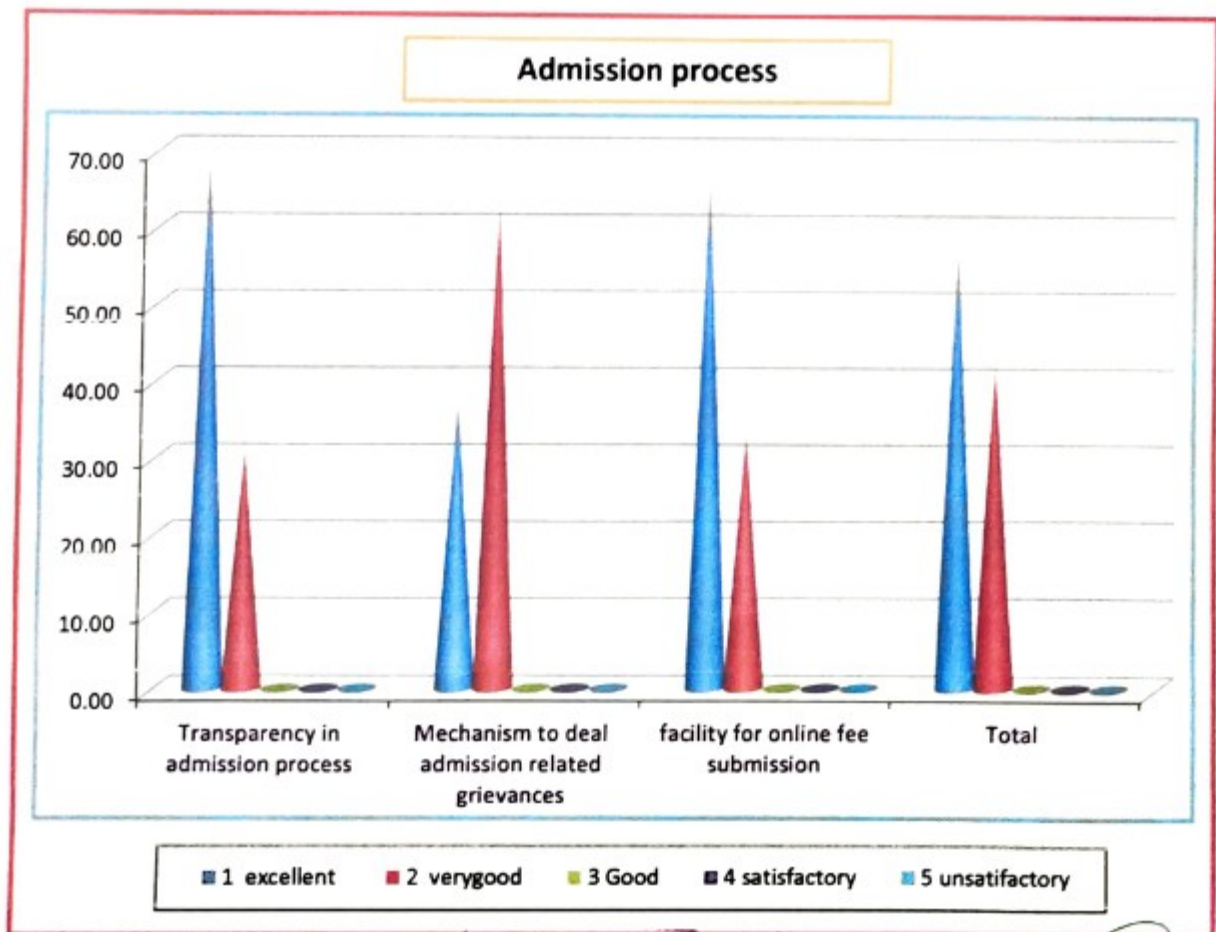


# STUDENT FEEDBACK ANALYSIS

Questionnaire no. 1

Admission process	( Part 1)	Class BA -3RD Year	session 2023-24
-------------------	-----------	--------------------	-----------------

s.no	Paramiters	Transparency in admission process	Mechanism to deal admission related grievances	facility for online fee submission	Total
1	excellent	56	30	54	140
2	verygood	25	51	27	103
3	Good	0	0	0	0
4	satisfactory	0	0	0	0
5	unsatisfactory	0	0	0	0
	<b>Percentage</b>				
s.no	Paramiters	Transparency in admission process	Mechanism to deal admission related grievances	facility for online fee submission	Total
1	excellent	69.14	37.04	66.67	57.61
2	verygood	30.86	62.96	33.33	42.39
3	Good	0.00	0.00	0.00	0.00
4	satisfactory	0.00	0.00	0.00	0.00
5	unsatisfactory	0.00	0.00	0.00	0.00



Feedback analysis was done and it was found that all the students are satisfied, necessary Action was taken for quality improvement based on suggestions received from feedback.

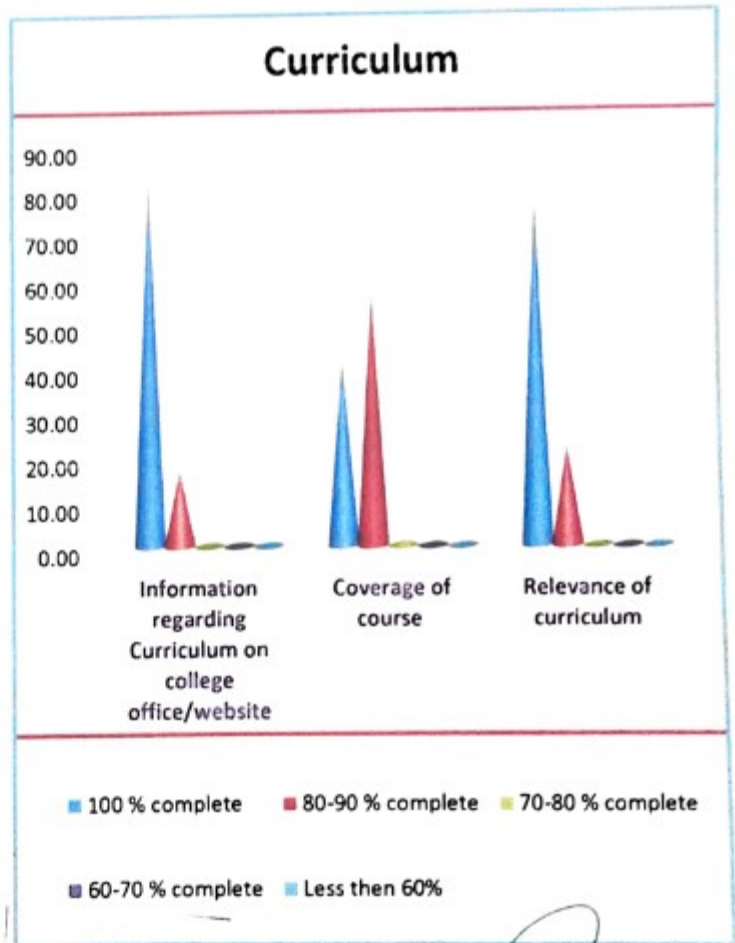
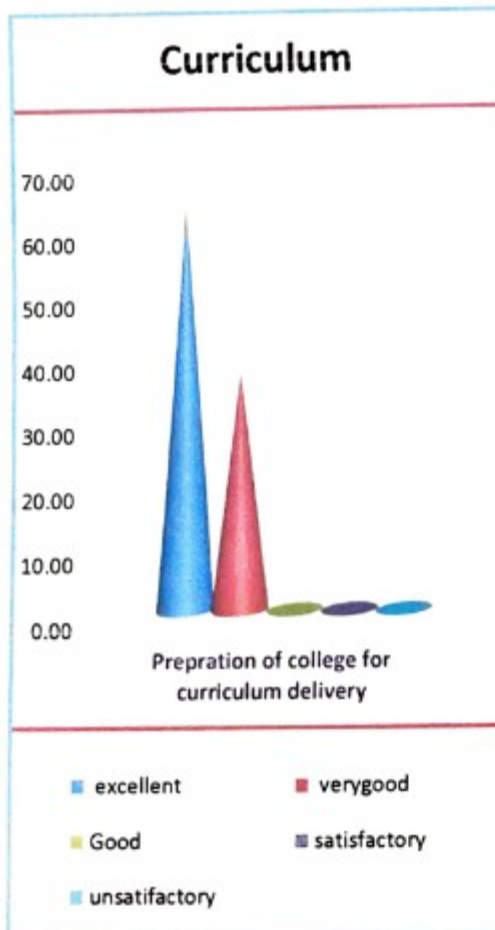


  
**PRINCIPAL**  
 Govt.Naveen Girls College  
 Baikunthpur, Korea (C.G.)

# STUDENT FEEDBACK ANALYSIS

Questionnaire no. 1

Curriculum		( Part 2 )		Class B,A. -3rd Year		session 2023-24	
A			B				
s.no	paramiters	Prepration of college for curriculum delivery	paramiters	Information regarding Curriculum on college office/website	Coverage of course	Relevance of curriculum	Total
1	excellent	51	100 % complete	67	34	63	215
2	verygood	30	80-90 % complete	14	46	18	108
3	Good	0	70-80 % complete	0	1	0	1
4	satisfactory	0	60-70 % complete	0	0	0	0
5	unsatisfactory	0	Less then 60%	0	0	0	0
	percentage						
s.no	paramiters	Prepration of college for curriculum delivery	paramiters	Information regarding Curriculum on college office/website	Coverage of course	Relevance of curriculum	Total
1	excellent	62.96	100 % complete	82.72	41.98	77.78	66.36
2	verygood	37.04	80-90 % complete	17.28	56.79	22.22	33.33
3	Good	0.00	70-80 % complete	0.00	1.23	0.00	0.31
4	satisfactory	0.00	60-70 % complete	0.00	0.00	0.00	0.00
5	unsatisfactory	0.00	Less then 60%	0.00	0.00	0.00	0.00



Feedback analysis was done and it was found that all the students are satisfied, necessary Action was taken for quality improvement based on suggestions received from feedback.



*[Signature]*  
**PRINCIPAL**  
 Govt.Naveen Girls College  
 Saikunthapur, Korea (C.C.)

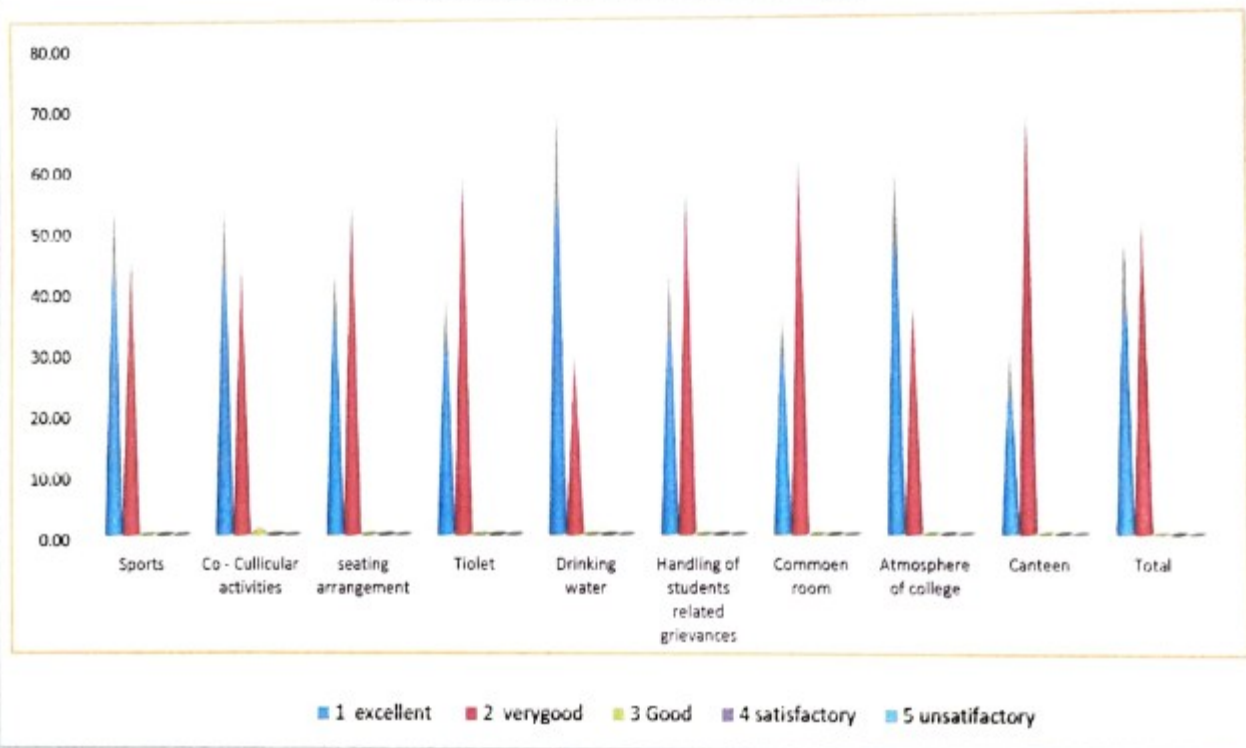
# STUDENT FEEDBACK ANALYSIS

Questionnaire no. 1

Infrastructure and facilities in college	( Part 3)	Class BA -3RD Year	session 2023-24
--	-----------	--------------------	-----------------

s.no	paramiters	Sports	Co - Cullicular activities	seating arrangement	Tiolet	Drinking water	Handling of students related grievances	Commoe n room	Atmosphere of college	Canteen	Total
1	excellent	44	44	36	32	57	35	30	50	24	352
2	verygood	37	36	45	49	24	46	51	31	57	376
3	Good	0	1	0	0	0	0	0	0	0	1
4	satisfactory	0	0	0	0	0	0	0	0	0	0
5	unsatisfactory	0	0	0	0	0	0	0	0	0	0
	percentage										
s.no	paramiters	Sports	Co - Cullicular activities	seating arrangement	Tiolet	Drinking water	Handling of students related grievances	Commoe n room	Atmosphere of college	Canteen	Total
1	excellent	54.32	54.32	44.44	39.51	70.37	43.21	37.04	61.73	29.63	48.29
2	verygood	45.68	44.44	55.56	60.49	29.63	56.79	62.96	38.27	70.37	51.58
3	Good	0.00	1.23	0.00	0.00	0.00	0.00	0.00	0.00	0.00	0.14
4	satisfactory	0.00	0.00	0.00	0.00	0.00	0.00	0.00	0.00	0.00	0.00
5	unsatisfactory	0.00	0.00	0.00	0.00	0.00	0.00	0.00	0.00	0.00	0.00

## Infrastructure and facilities in college



Feedback analysis was done and it was found that all the students are satisfied, necessary Action was taken for quality improvement based on suggestions received from feedback.



*[Signature]*  
**PRINCIPAL**  
 Govt. Naveen Girls College  
 Baikunthpur, Korea (C.G.)

# STUDENT FEEDBACK ANALYSIS

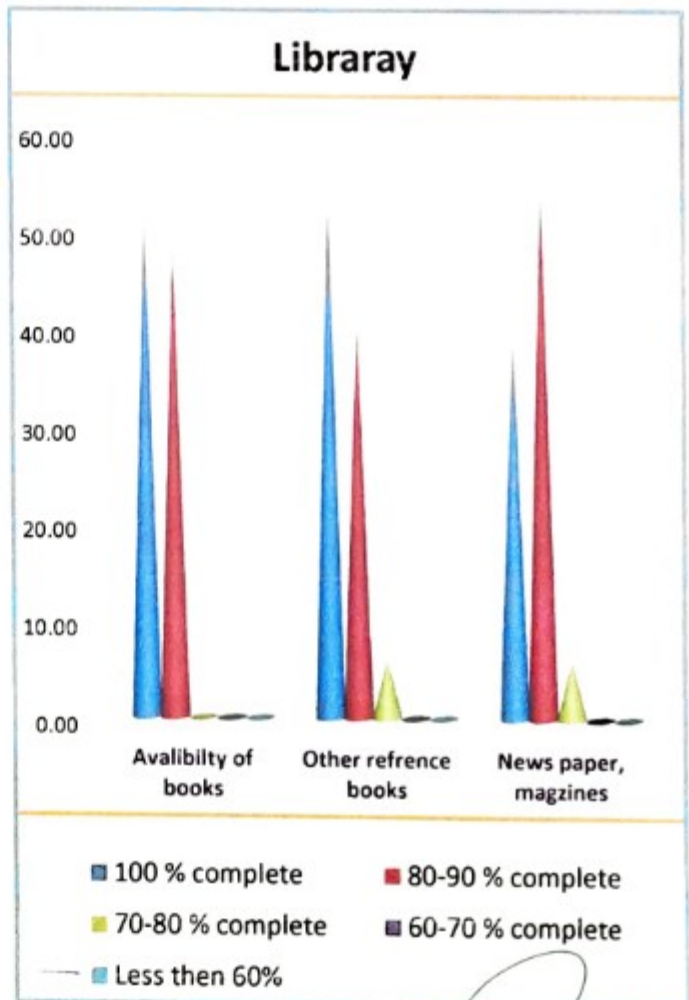
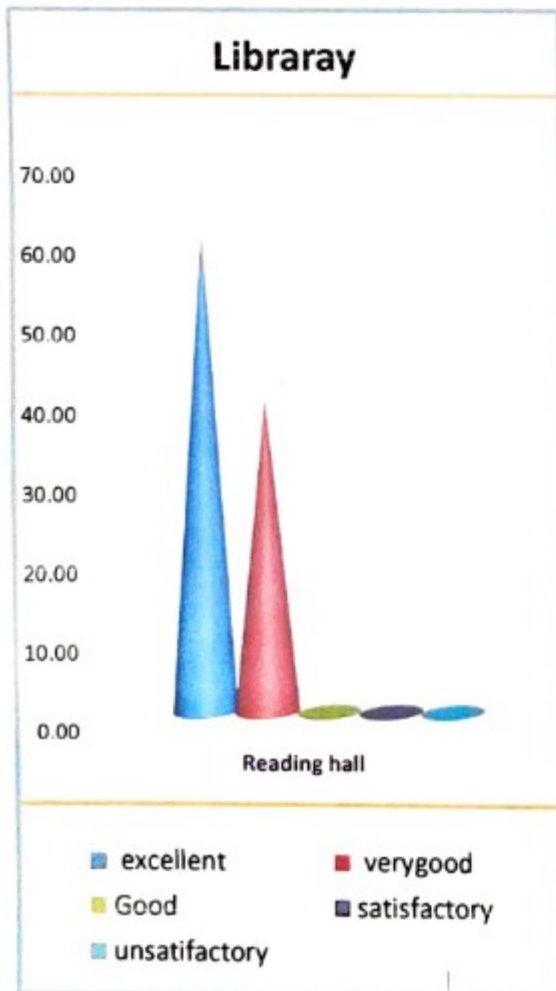
Questionnaire no. 1

Libraray	( Part 4)	Class B.A. - 3rd Year	session 2023-24
----------	-----------	-----------------------	-----------------

A			B				Total
s.no	paramiters	Reading hall	paramiters	Availibility of books	Other refrence books	News paper, magazines	
1	excellent	49	100 % complete	42	43	32	166
2	verygood	32	80-90 % complete	39	33	44	148
3	Good	0	70-80 % complete	0	5	5	10
4	satisfactory	0	60-70 % complete	0	0	0	0
5	unsatisfactory	0	Less then 60%	0	0	0	0
	percentage						

s.no	paramiters	Reading hall	paramiters	Availibility of books	Other refrence books	News paper, magazines	Total
1	excellent	60.49	100 % complete	51.85	53.09	39.51	51.23
2	verygood	39.51	80-90 % complete	48.15	40.74	54.32	45.68
3	Good	0.00	70-80 % complete	0.00	6.17	6.17	3.09
4	satisfactory	0.00	60-70 % complete	0.00	0.00	0.00	0.00
5	unsatisfactory	0.00	Less then 60%	0.00	0.00	0.00	0.00



Feedback analysis was done and it was found that all the students are satisfied, necessary Action was taken for quality improvement based on suggestions received from feedback.

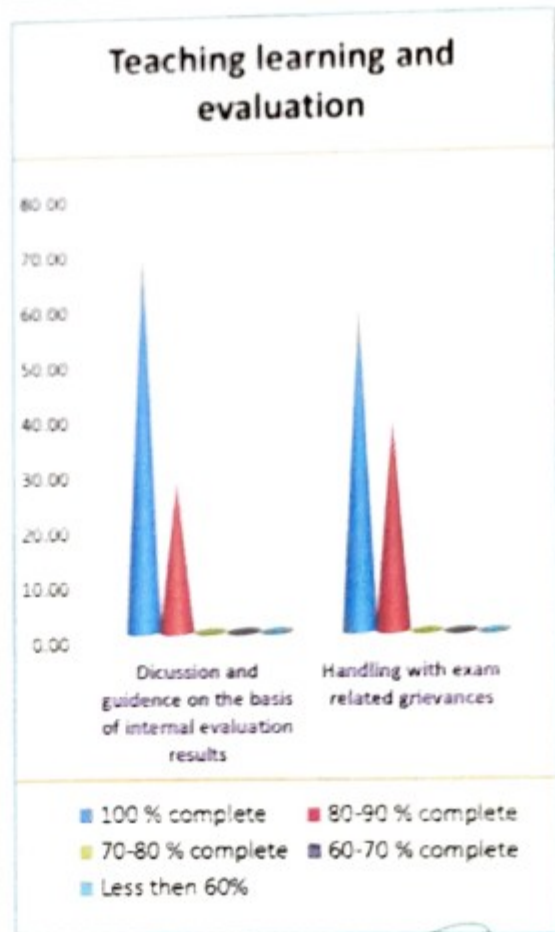
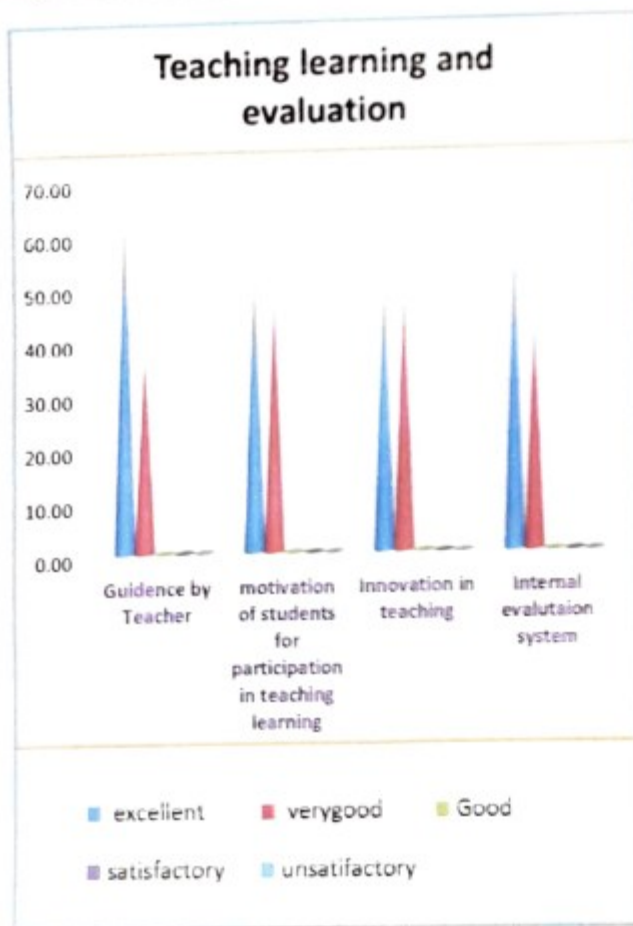


**PRINCIPAL**  
Smt. Naveen Girls College  
Saikunthapur, Korea (C.A.)

# STUDENT FEEDBACK ANALYSIS

Questionnaire no. 1

Teaching learning and evaluation						( Part 5)		Class B.A. -3rd Year		session 2023-24
A						B				
s.n o	paramiters	Guidence by Teacher	motivation of students for participation in teaching learning	Innovation in teaching	Internal evalutaion system	paramiters	Dicussion and guidance on the basis of internal evaluation results	Handling with exam related grievances	Total	
1	excellent	51	42	41	46	100 % complete	58	49	287	
2	verygood	30	39	40	35	80-90 % complete	23	32	199	
3	Good	0	0	0	0	70-80 % complete	0	0	0	
4	satisfactory	0	0	0	0	60-70 % complete	0	0	0	
5	unsatisfactory	0	0	0	0	Less then 60%	0	0	0	
percentage										
s.n o	paramiters	Guidence by Teacher	motivation of students for participation in teaching learning	Innovation in teaching	Internal evalutaion system	paramiters	Dicussion and guidance on the basis of internal evaluation results	Handling with exam related grievances	Total	
1	excellent	62.96	51.85	50.62	56.79	100 % complete	71.60	60.49	59.05	
2	verygood	37.04	48.15	49.38	43.21	80-90 % complete	28.40	39.51	40.95	
3	Good	0.00	0.00	0.00	0.00	70-80 % complete	0.00	0.00	0.00	
4	satisfactory	0.00	0.00	0.00	0.00	60-70 % complete	0.00	0.00	0.00	
5	unsatisfactory	0.00	0.00	0.00	0.00	Less then 60%	0.00	0.00	0.00	



Feedback analysis was done and it was found that all the students are satisfied, necessary Action was taken for quality improvement based on suggestions received from feedback.



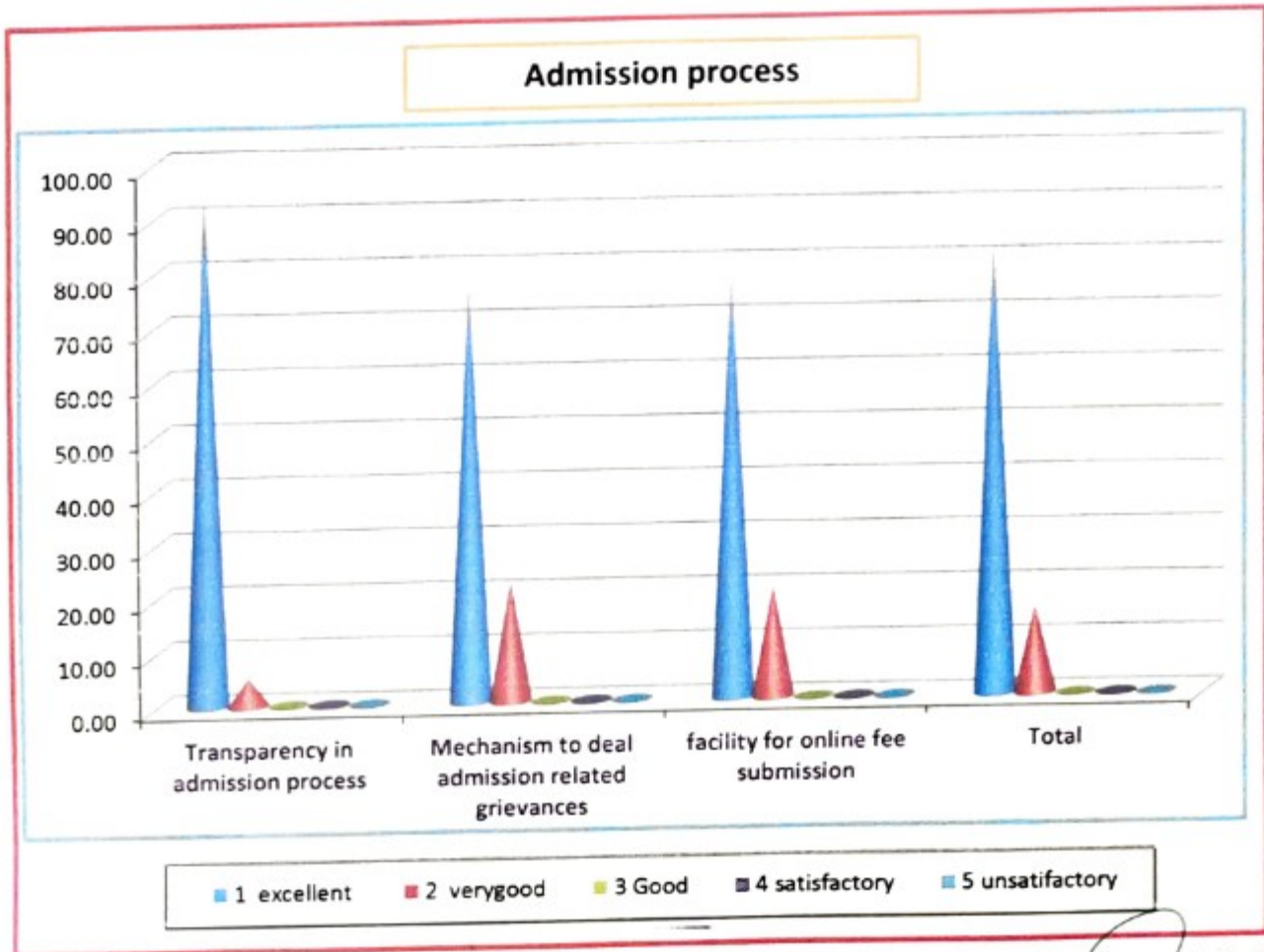
PRINCIPAL  
Govt. Naveen Girls College  
Balkunthpur, Korea (C.T.)

# STUDENT FEEDBACK ANALYSIS


Questionnaire no. 1

Admission process	( Part 1)	Class BA -2ND Year	session 2023-24
-------------------	-----------	--------------------	-----------------

s.no	Paramiters	Transparency in admission process	Mechanism to deal admission related grievances	facility for online fee submission	Total
1	excellent	55	45	46	146
2	verygood	3	13	12	28
3	Good	0	0	0	0
4	satisfactory	0	0	0	0
5	unsatisfactory	0	0	0	0
	<b>Percentage</b>				
s.no	Paramiters	Transparency in admission process	Mechanism to deal admission related grievances	facility for online fee submission	Total
1	excellent	94.83	77.59	79.31	83.91
2	verygood	5.17	22.41	20.69	16.09
3	Good	0.00	0.00	0.00	0.00
4	satisfactory	0.00	0.00	0.00	0.00
5	unsatisfactory	0.00	0.00	0.00	0.00



Feedback analysis was done and it was found that all the students are satisfied, necessary Action was taken for quality improvement based on suggestions received from feedback.

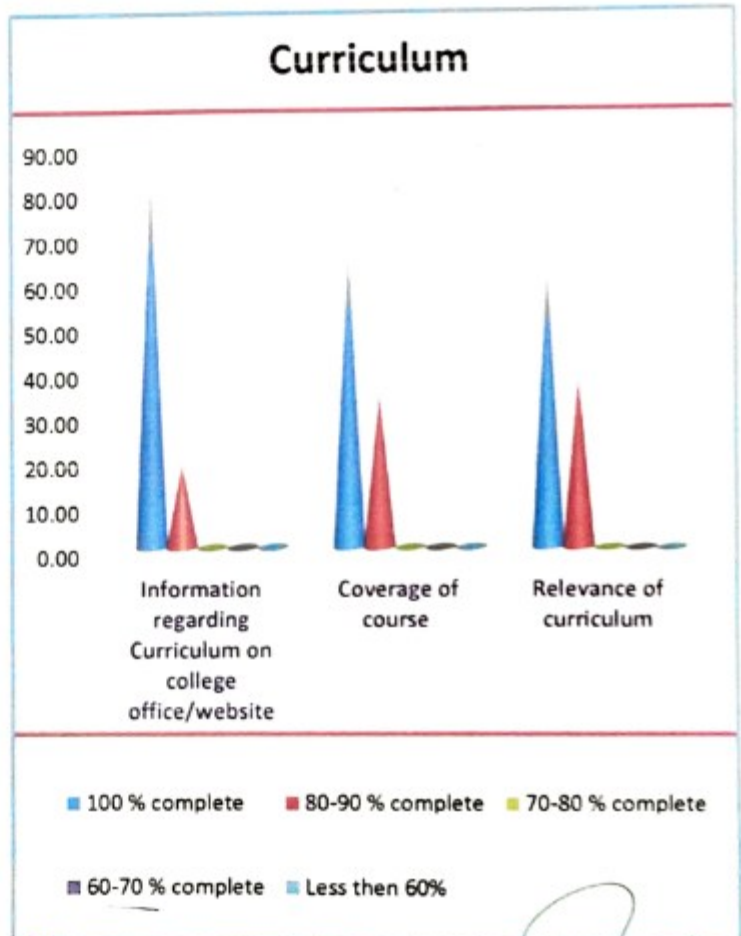
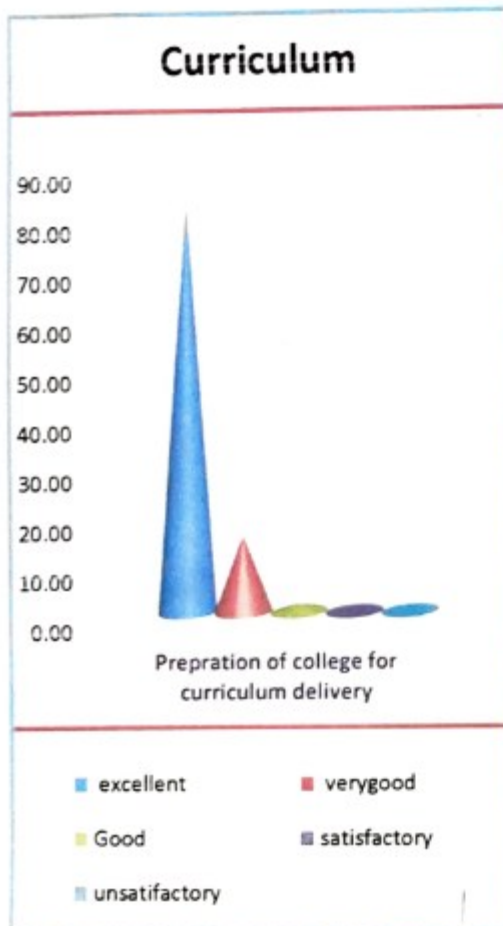


**PRINCIPAL**  
Govt. Naveen Girls Collar

# STUDENT FEEDBACK ANALYSIS

Questionnaire no. 1

Curriculum		( Part 2)		Class B,A. -2nd Year		session 2023-24	
A			B				
s.n o	paramiters	Prepration of college for curriculum delivery	paramiters	Information regarding Curriculum on college office/website	Coverage of course	Relevance of curriculum	Total
1	excellent	48	100 % complete	47	38	36	169
2	verygood	9	80-90 % complete	11	20	22	62
3	Good	1	70-80 % complete	0	0	0	1
4	satisfactory	0	60-70 % complete	0	0	0	0
5	unsatisfactory	0	Less then 60%	0	0	0	0
percentage							
s.n o	paramiters	Prepration of college for curriculum delivery	paramiters	Information regarding Curriculum on college office/website	Coverage of course	Relevance of curriculum	Total
1	excellent	82.76	100 % complete	81.03	65.52	62.07	72.84
2	verygood	15.52	80-90 % complete	18.97	34.48	37.93	26.72
3	Good	1.72	70-80 % complete	0.00	0.00	0.00	0.43
4	satisfactory	0.00	60-70 % complete	0.00	0.00	0.00	0.00
5	unsatisfactory	0.00	Less then 60%	0.00	0.00	0.00	0.00



Feedback analysis was done and it was found that all the students are satisfied, necessary Action was taken for quality improvement based on suggestions received from feedback.



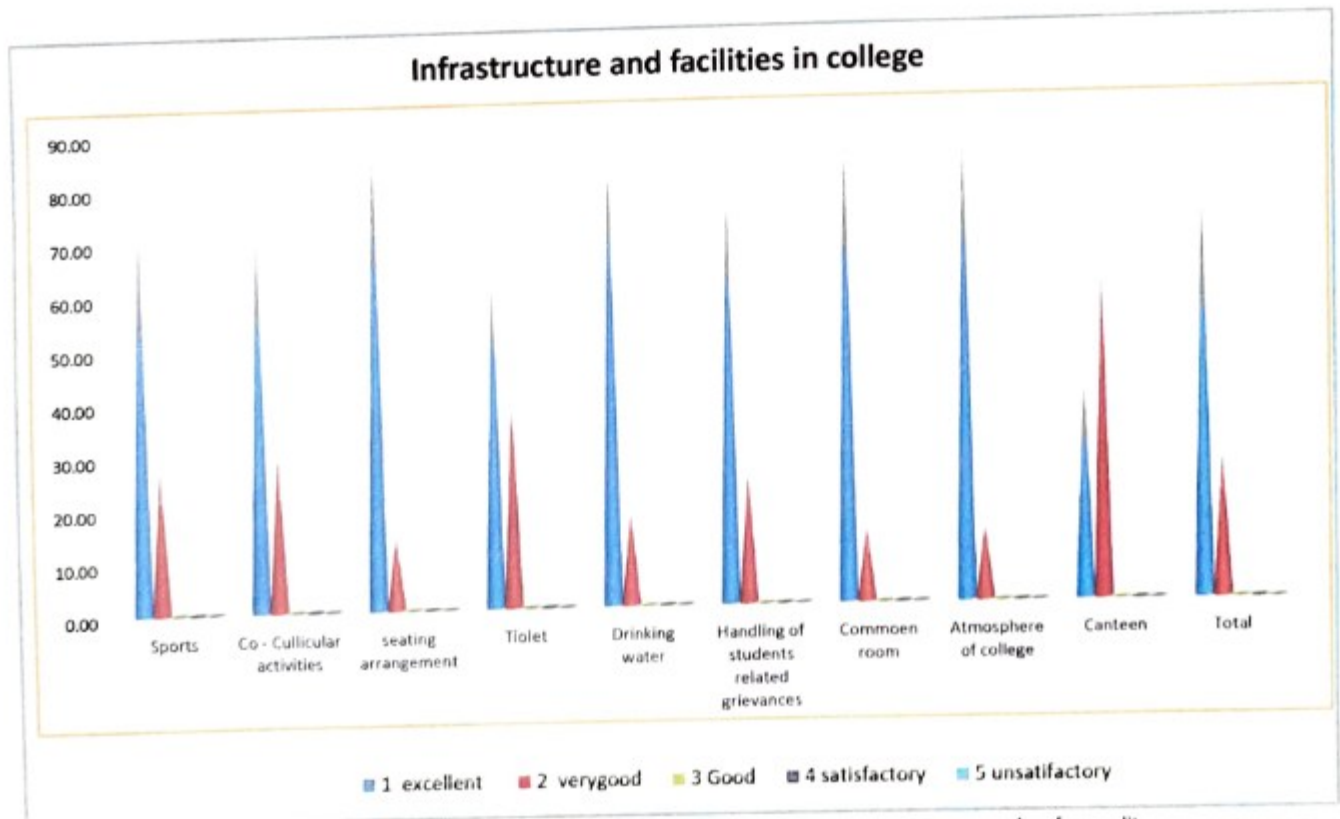
*[Signature]*  
**PRINCIPAL**  
 Govt. Naveen Girls Coller  
 Salkunthpur, Korea (C.G)

# STUDENT FEEDBACK ANALYSIS

Questionnaire no. 1

Infrastructure and facilities in college	( Part 3)	Class BA -2ND Year	session 2023-24
--	-----------	--------------------	-----------------

s.no	paramiters	Sports	Co - Cullicular activities	seating arrangement	Tiolet	Drinking water	Handling of students related grievances	Commoe n room	Atmosphere of college	Canteen	Total
1	excellent	42	41	50	36	48	44	50	50	23	384
2	verygood	16	17	8	22	10	14	8	8	35	138
3	Good	0	0	0	0	0	0	0	0	0	0
4	satisfactory	0	0	0	0	0	0	0	0	0	0
5	unsatisfactory	0	0	0	0	0	0	0	0	0	0
	percentage										
s.no	paramiters	Sports	Co - Cullicular activities	seating arrangement	Tiolet	Drinking water	Handling of students related grievances	Commoe n room	Atmosphere of college	Canteen	Total
1	excellent	72.41	70.69	86.21	62.07	82.76	75.86	86.21	86.21	39.66	73.56
2	verygood	27.59	29.31	13.79	37.93	17.24	24.14	13.79	13.79	60.34	26.44
3	Good	0.00	0.00	0.00	0.00	0.00	0.00	0.00	0.00	0.00	0.00
4	satisfactory	0.00	0.00	0.00	0.00	0.00	0.00	0.00	0.00	0.00	0.00
5	unsatisfactory	0.00	0.00	0.00	0.00	0.00	0.00	0.00	0.00	0.00	0.00



Feedback analysis was done and it was found that all the students are satisfied, necessary Action was taken for quality improvement based on suggestions received from feedback.



  
**PRINCIPAL**  
 Govt. Naveen Girls College  
 Baikunthpur, Korea (C.G.)

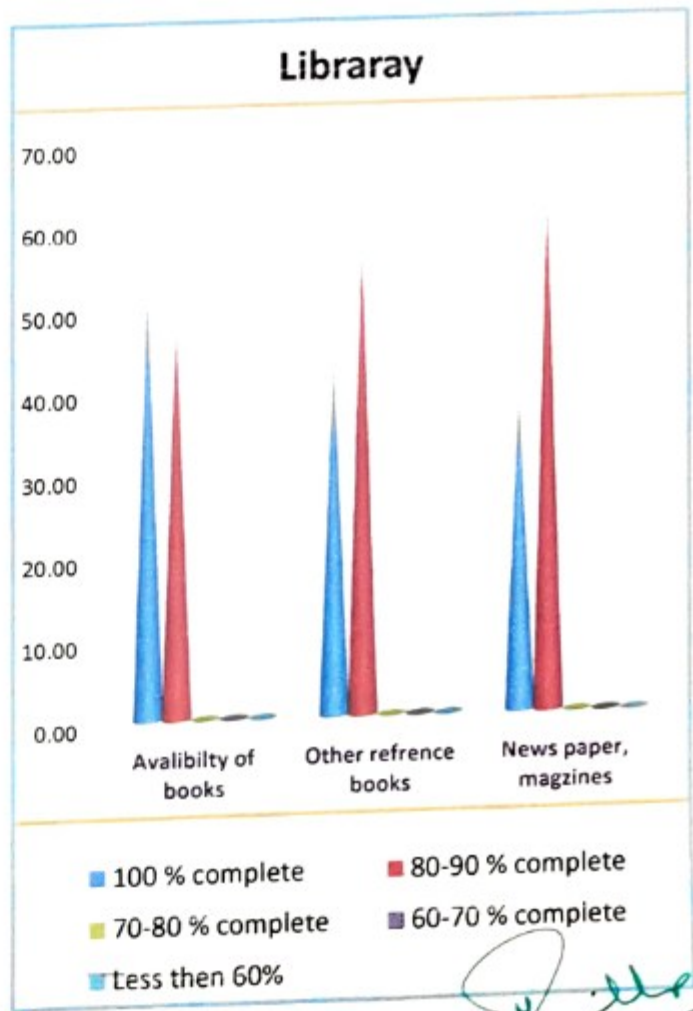
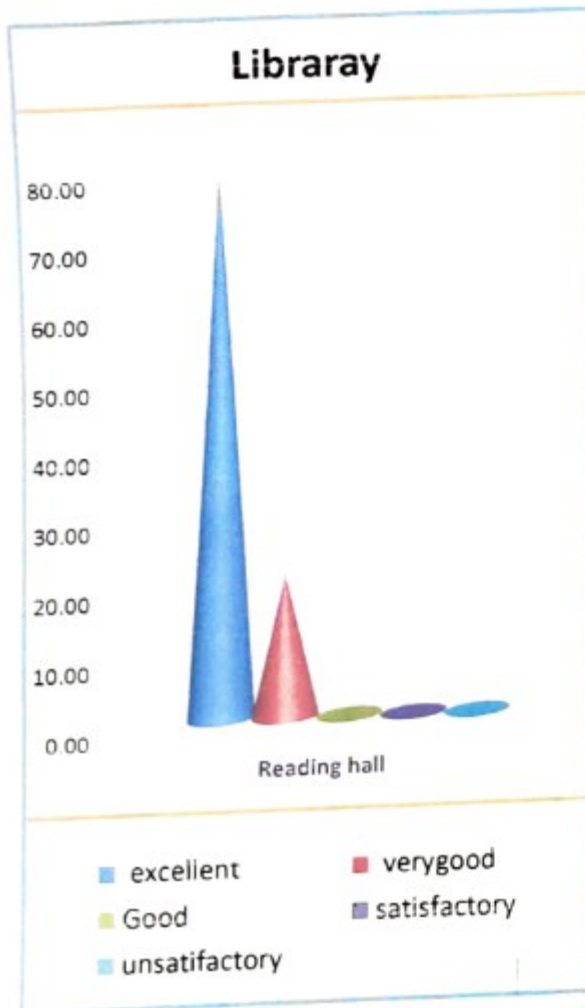


# STUDENT FEEDBACK ANALYSIS

Questionnaire no. 1

Libraray	( Part 4)	Class B.A. - 2nd Year	session 2023-24
----------	-----------	-----------------------	-----------------

A			B				
s.no	paramiters	Reading hall	paramiters	Availibilty of books	Other refrence books	News paper, magzines	Total
1	excellent	46	100 % complete	30	25	22	123
2	verygood	12	80-90 % complete	28	33	36	109
3	Good	0	70-80 % complete	0	0	0	0
4	satisfactory	0	60-70 % complete	0	0	0	0
5	unsatisfactory	0	Less then 60%	0	0	0	0
	percentage						
s.no	paramiters	Reading hall	paramiters	Availibilty of books	Other refrence books	News paper, magzines	Total
1	excellent	79.31	100 % complete	51.72	43.10	37.93	53.02
2	verygood	20.69	80-90 % complete	48.28	56.90	62.07	46.98
3	Good	0.00	70-80 % complete	0.00	0.00	0.00	0.00
4	satisfactory	0.00	60-70 % complete	0.00	0.00	0.00	0.00
5	unsatisfactory	0.00	Less then 60%	0.00	0.00	0.00	0.00



Feedback analysis was done and it was found that all the students are satisfied, necessary Action was taken for quality improvement based on suggestions received from feedback.

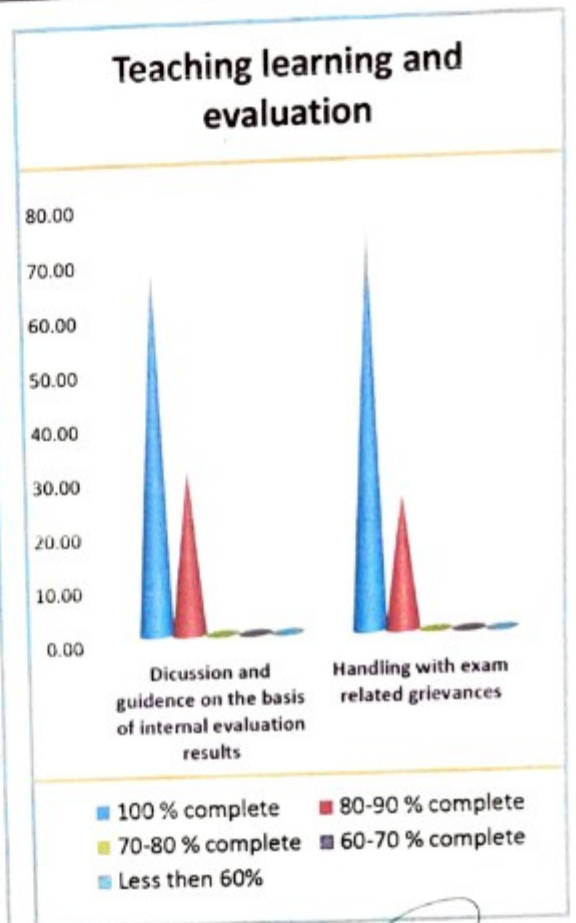
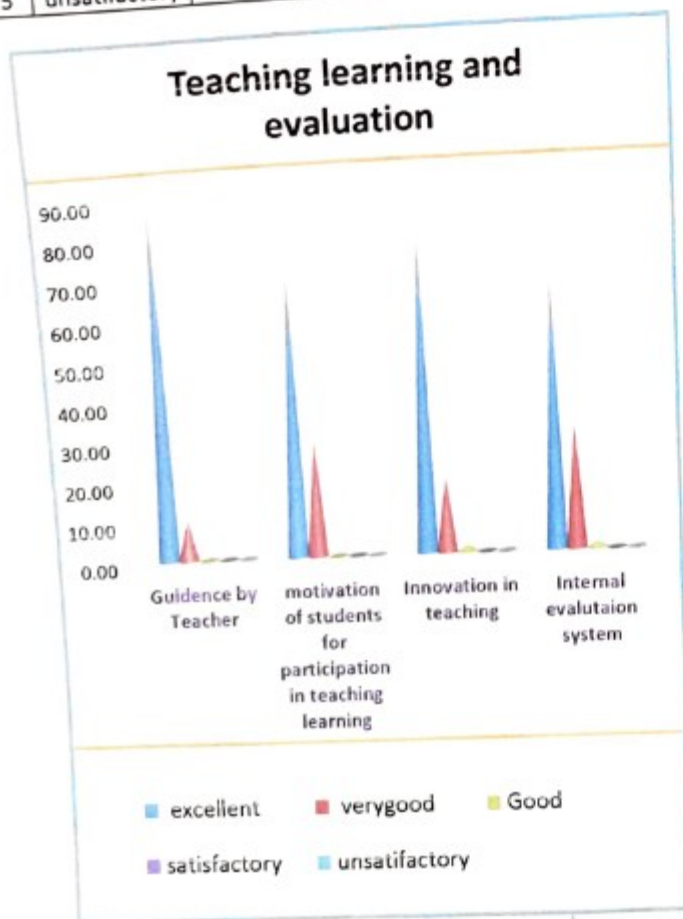


**PRINCIPAL**  
Govt. Naveen Girls College  
Baikunthpur, Korea (C.G.)

# STUDENT FEEDBACK ANALYSIS

Questionnaire no. 1

Teaching learning and evaluation					( Part 5)	Class B.A. -2nd Year		session 2023-24	
A					B				
s.n	paramiters	Guidence by Teacher	motivation of students for participation in teaching learning	Innovation in teaching	Internal evalutaion system	paramiters	Dicussion and guidance on the basis of internal evaluation results	Handling with exam related grievances	Total
1	excellent	52	41	46	39	100 % complete	40	43	261
2	verygood	6	17	11	18	80-90 % complete	18	15	85
3	Good	0	0	1	1	70-80 % complete	0	0	2
4	satisfactory	0	0	0	0	60-70 % complete	0	0	0
5	unsatisfactory	0	0	0	0	Less then 60%	0	0	0
percentage									
s.n	paramiters	Guidence by Teacher	motivation of students for participation in teaching learning	Innovation in teaching	Internal evalutaion system	paramiters	Dicussion and guidance on the basis of internal evaluation results	Handling with exam related grievances	Total
1	excellent	89.66	70.69	79.31	67.24	100 % complete	68.97	74.14	75.00
2	verygood	10.34	29.31	18.97	31.03	80-90 % complete	31.03	25.86	24.43
3	Good	0.00	0.00	1.72	1.72	70-80 % complete	0.00	0.00	0.57
4	satisfactory	0.00	0.00	0.00	0.00	60-70 % complete	0.00	0.00	0.00
5	unsatisfactory	0.00	0.00	0.00	0.00	Less then 60%	0.00	0.00	0.00



Feedback analysis was done and it was found that all the students are satisfied, necessary Action was taken for quality improvement based on suggestions received from feedback.



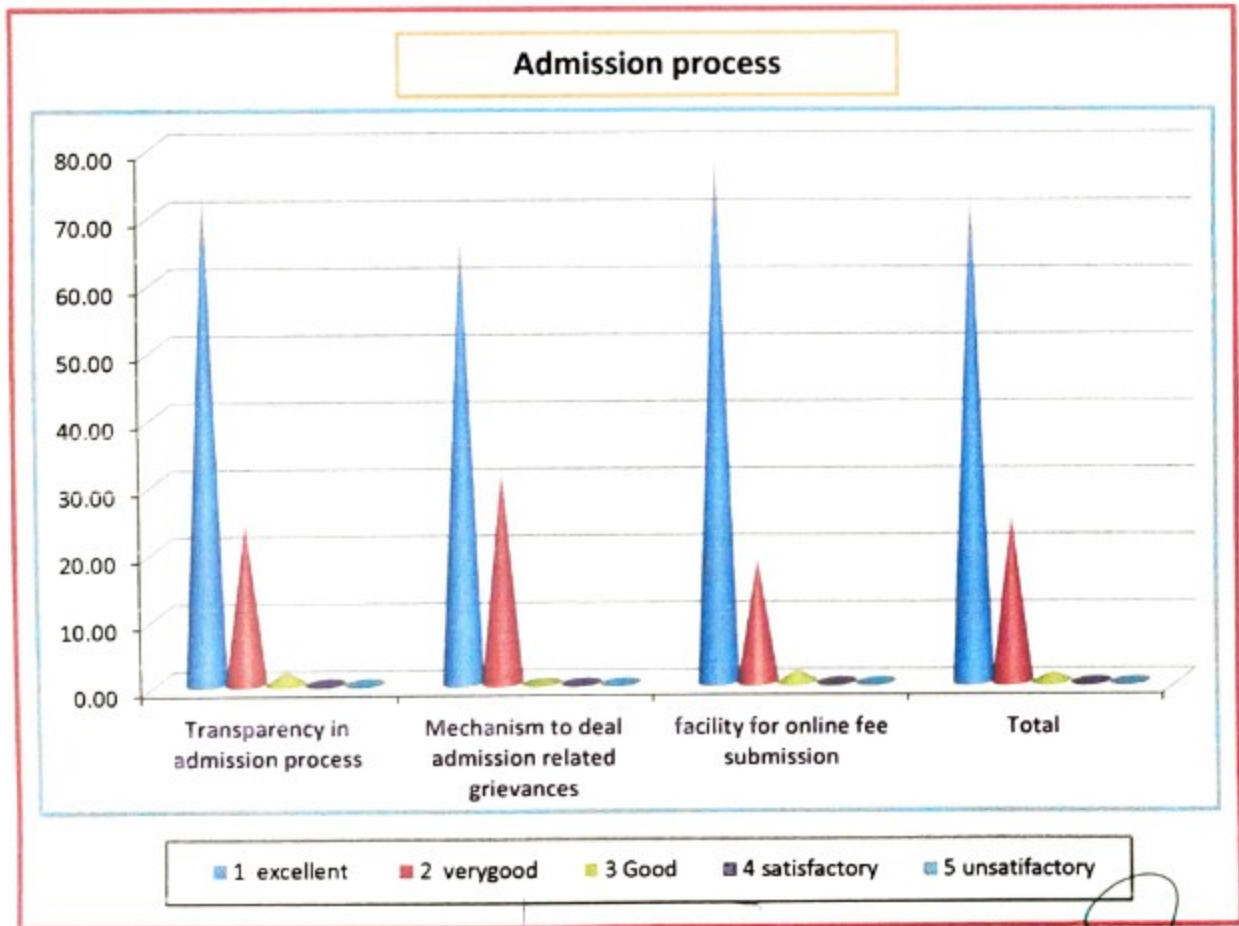
PRINCIPAL  
Govt. Naveen Girls College

# STUDENT FEEDBACK ANALYSIS


Questionnaire no. 1

Admission process	( Part 1)	Class BA -1st Year	session 2023-24
-------------------	-----------	--------------------	-----------------

s.no	Paramiters	Transparency in admission process	Mechanism to deal admission related grievances	facility for online fee submission	Total
1	excellent	116	106	125	347
2	verygood	38	50	29	117
3	Good	3	1	3	7
4	satisfactory	0	0	0	0
5	unsatisfactory	0	0	0	0
	<b>Percentage</b>				
s.no	Paramiters	Transparency in admission process	Mechanism to deal admission related grievances	facility for online fee submission	Total
1	excellent	73.89	67.52	79.62	73.67
2	verygood	24.20	31.85	18.47	24.84
3	Good	1.91	0.64	1.91	1.49
4	satisfactory	0.00	0.00	0.00	0.00
5	unsatisfactory	0.00	0.00	0.00	0.00



Feedback analysis was done and it was found that all the students are satisfied, necessary Action was taken for quality improvement based on suggestions received from feedback.

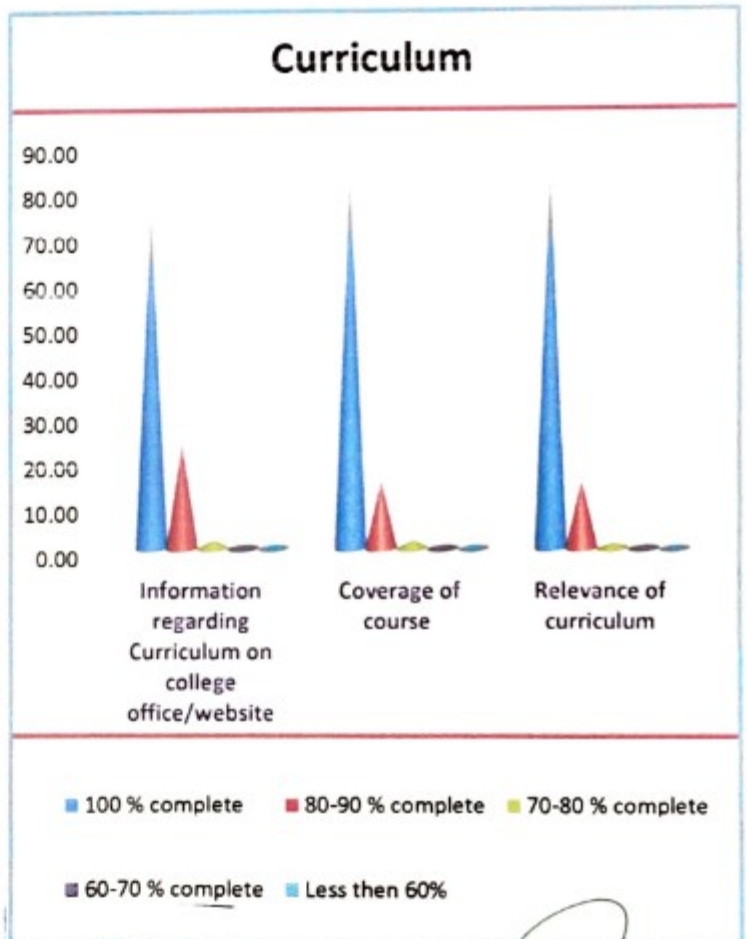
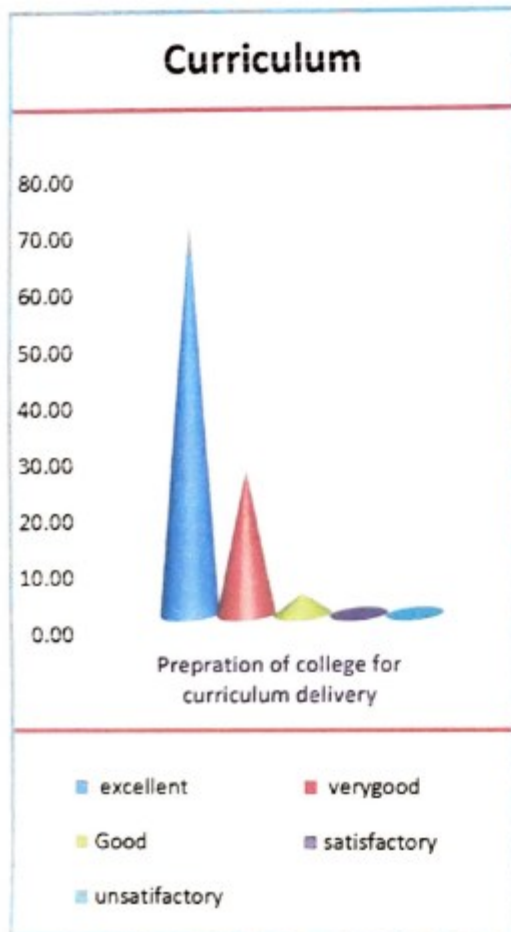


  
**PRINCIPAL**  
 Govt.Naveen Girls College  
 Baikunthpur, Korea (C.G.)

# STUDENT FEEDBACK ANALYSIS

Questionnaire no. 1

Curriculum		( Part 2)		Class B,A. -1st Year	session 2023-24		
A			B				
s.no	paramiters	Prepration of college for curriculum delivery	paramiters	Information regarding Curriculum on college office/website	Coverage of course	Relevance of curriculum	Total
1	excellent	110	100 % complete	117	130	130	487
2	verygood	41	80-90 % complete	37	24	24	126
3	Good	6	70-80 % complete	3	3	2	14
4	satisfactory	0	60-70 % complete	0	0	1	1
5	unsatisfactory	0	Less then 60%	0	0	0	0
percentage							
s.no	paramiters	Prepration of college for curriculum delivery	paramiters	Information regarding Curriculum on college office/website	Coverage of course	Relevance of curriculum	Total
1	excellent	70.06	100 % complete	74.52	82.80	82.80	77.55
2	verygood	26.11	80-90 % complete	23.57	15.29	15.29	20.06
3	Good	3.82	70-80 % complete	1.91	1.91	1.27	2.23
4	satisfactory	0.00	60-70 % complete	0.00	0.00	0.64	0.16
5	unsatisfactory	0.00	Less then 60%	0.00	0.00	0.00	0.00



Feedback analysis was done and it was found that all the students are satisfied, necessary Action was taken for quality improvement based on suggestions received from feedback.



PRINCIPAL  
Govt. Naveen Girls College  
Saikunthpur, Korea (C.G.)

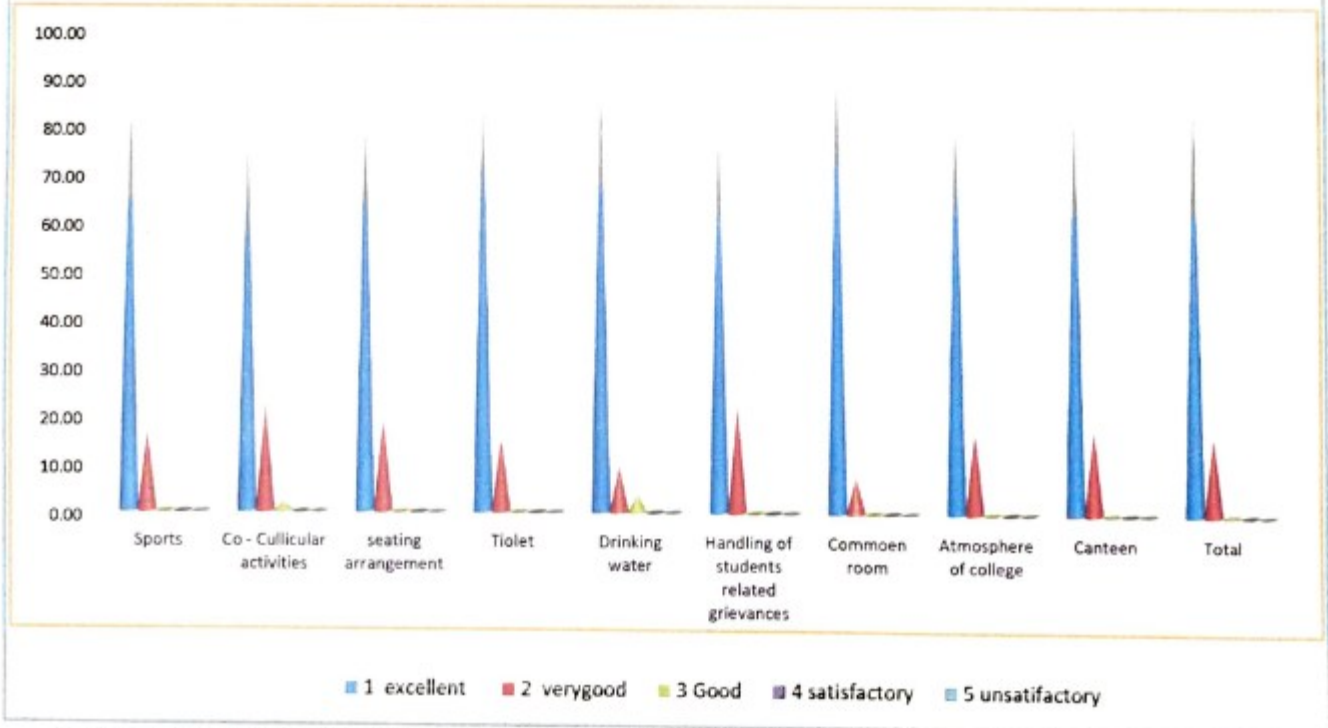
# STUDENT FEEDBACK ANALYSIS

Questionnaire no. 1

Infrastructure and facilities in college	( Part 3)	Class BA -1ST Year	session 2023-24
--	-----------	--------------------	-----------------

s.no	paramiters	Sports	Co - Cullicular activities	seating arrangement	Tiolet	Drinking water	Handling of students related grievances	Commoe n room	Atmosphere of college	Canteen	Total
1	excellent	131	119	127	133	136	122	145	130	129	1172
2	verygood	26	35	30	24	15	35	12	27	28	232
3	Good	0	3	0	0	6	0	0	0	0	9
4	satisfactory	0	0	0	0	0	0	0	0	0	0
5	unsatisfactory	0	0	0	0	0	0	0	0	0	0
	percentage										
s.no	paramiters	Sports	Co - Cullicular activities	seating arrangement	Tiolet	Drinking water	Handling of students related grievances	Commoe n room	Atmosphere of college	Canteen	Total
1	excellent	83.44	75.80	80.89	84.71	86.62	77.71	92.36	82.80	82.17	82.94
2	verygood	16.56	22.29	19.11	15.29	9.55	22.29	7.64	17.20	17.83	16.42
3	Good	0.00	1.91	0.00	0.00	3.82	0.00	0.00	0.00	0.00	0.64
4	satisfactory	0.00	0.00	0.00	0.00	0.00	0.00	0.00	0.00	0.00	0.00
5	unsatisfactory	0.00	0.00	0.00	0.00	0.00	0.00	0.00	0.00	0.00	0.00

## Infrastructure and facilities in college



Feedback analysis was done and it was found that all the students are satisfied, necessary Action was taken for quality improvement based on suggestions received from feedback.

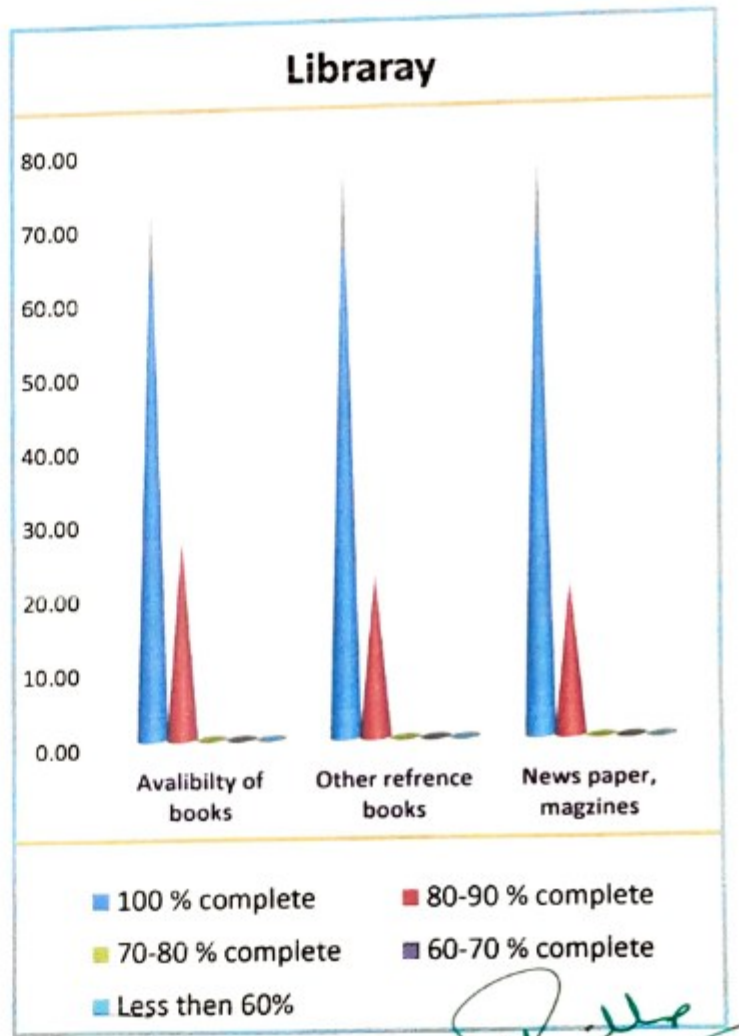
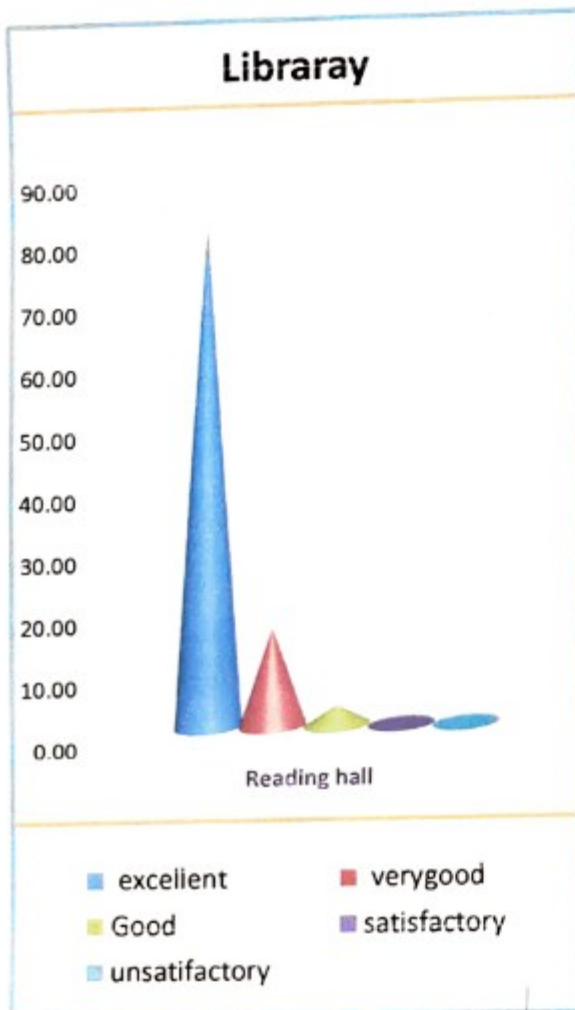


*[Signature]*  
**PRINCIPAL**  
 Govt. Naveen Girls College  
 Bajkunthpur, Korea (C.G.)

# STUDENT FEEDBACK ANALYSIS

Questionnaire no. 1

Libraray		( Part 4)		Class B.A. - 1st Year		session 2023-24	
A			B				
s.no	paramiters	Reading hall	paramiters	Availibilty of books	Other refrence books	News paper, magzines	Total
1	excellent	127	100 % complete	114	122	124	487
2	verygood	25	80-90 % complete	43	35	33	136
3	Good	5	70-80 % complete	0	0	0	5
4	satisfactory	0	60-70 % complete	0	0	0	0
5	unsatisfactory	0	Less then 60%	0	0	0	0
	percentage						
s.no	paramiters	Reading hall	paramiters	Availibilty of books	Other refrence books	News paper, magzines	Total
1	excellent	80.89	100 % complete	72.61	77.71	78.98	77.55
2	verygood	15.92	80-90 % complete	27.39	22.29	21.02	21.66
3	Good	3.18	70-80 % complete	0.00	0.00	0.00	0.80
4	satisfactory	0.00	60-70 % complete	0.00	0.00	0.00	0.00
5	unsatisfactory	0.00	Less then 60%	0.00	0.00	0.00	0.00



Feedback analysis was done and it was found that all the students are satisfied, necessary Action was taken for quality improvement based on suggestions received from feedback.

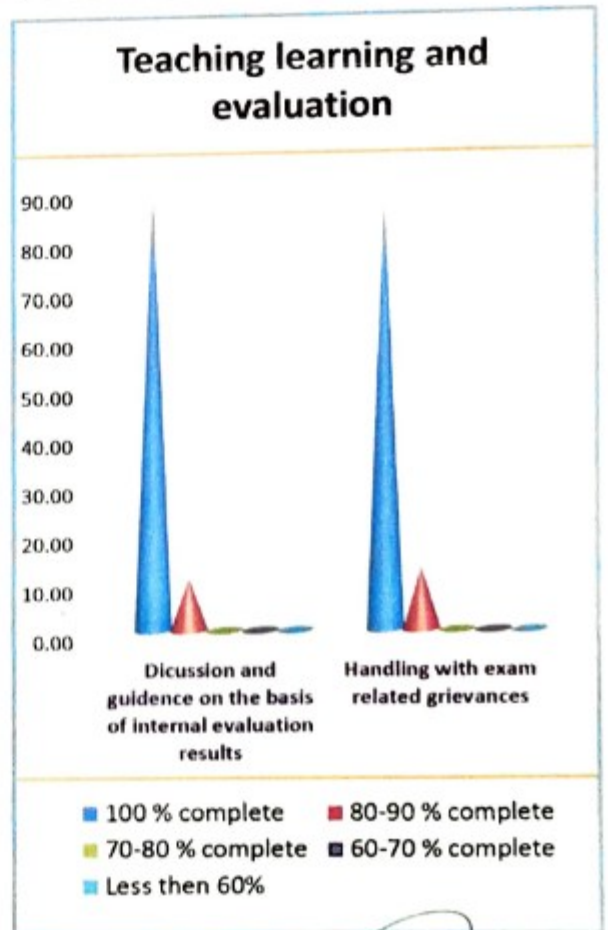
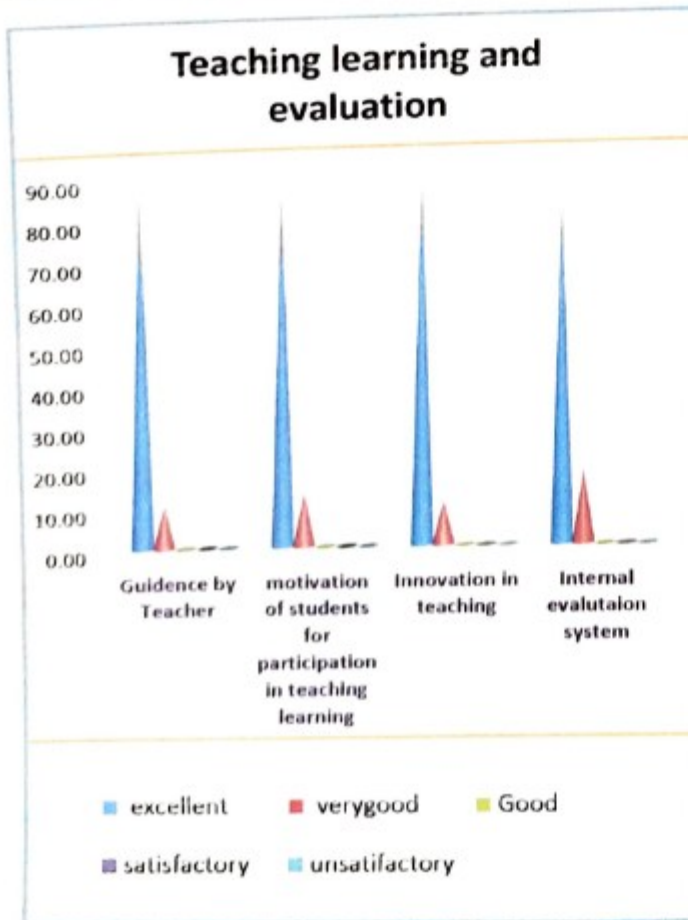


**PRINCIPAL**  
Govt. Naveen Girls College  
Baidunthpur, Korea (C.G.)

# STUDENT FEEDBACK ANALYSIS

Questionnaire no. 1

Teaching learning and evaluation					( Part 5)	Class B.A. -1st Year	session 2023-24		
A					B				
s.n o	paramiters	Guidence by Teacher	motivation of students for participation in teaching learning	Innovation in teaching	Internal evalutaion system	paramiters	Dicussion and guidance on the basis of internal evaluation results	Handling with exam related grievances	Total
1	excellent	140	136	140	129	100 % complete	140	137	822
2	verygood	17	21	17	28	80-90 % complete	17	20	120
3	Good	0	0	0	0	70-80 % complete	0	0	0
4	satisfactory	0	0	0	0	60-70 % complete	0	0	0
5	unsatisfactory	0	0	0	0	Less then 60%	0	0	0
percentage									
s.n o	paramiters	Guidence by Teacher	motivation of students for participation in teaching learning	Innovation in teaching	Internal evalutaion system	paramiters	Dicussion and guidance on the basis of internal evaluation results	Handling with exam related grievances	Total
1	excellent	89.17	86.62	89.17	82.17	100 % complete	89.17	87.26	87.26
2	verygood	10.83	13.38	10.83	17.83	80-90 % complete	10.83	12.74	12.74
3	Good	0.00	0.00	0.00	0.00	70-80 % complete	0.00	0.00	0.00
4	satisfactory	0.00	0.00	0.00	0.00	60-70 % complete	0.00	0.00	0.00
5	unsatisfactory	0.00	0.00	0.00	0.00	Less then 60%	0.00	0.00	0.00



Feedback analysis was done and it was found that all the students are satisfied, necessary Action was taken for quality improvement based on suggestions received from feedback.



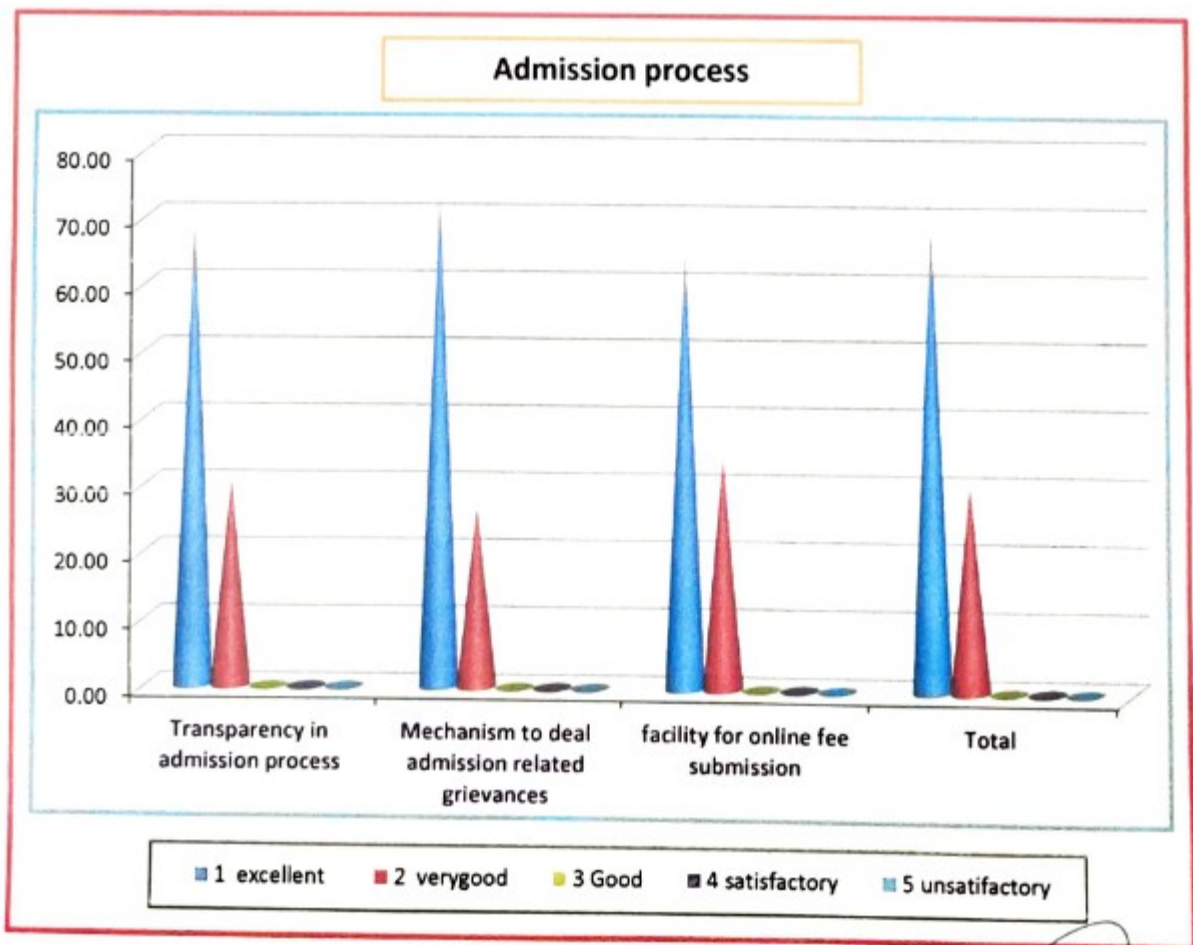
*[Signature]*  
 PRINCIPAL  
 Govt. Naveen Girls College,  
 Baikunthour, Korea (C.G.)

# STUDENT FEEDBACK ANALYSIS

Questionnaire no. 1

Admission process	( Part 1)	Class Bcom -3rd Year	session 2023-24
-------------------	-----------	----------------------	-----------------

s.no	Paramiters	Transparency in admission process	Mechanism to deal admission related grievances	facility for online fee submission	Total
1	excellent	18	19	17	54
2	verygood	8	7	9	24
3	Good	0	0	0	0
4	satisfactory	0	0	0	0
5	unsatisfactory	0	0	0	0
	<b>Percentage</b>				
s.no	Paramiters	Transparency in admission process	Mechanism to deal admission related grievances	facility for online fee submission	Total
1	excellent	69.23	73.08	65.38	69.23
2	verygood	30.77	26.92	34.62	30.77
3	Good	0.00	0.00	0.00	0.00
4	satisfactory	0.00	0.00	0.00	0.00
5	unsatisfactory	0.00	0.00	0.00	0.00



Feedback analysis was done and it was found that all the students are satisfied, necessary Action was taken for quality improvement based on suggestions received from feedback.



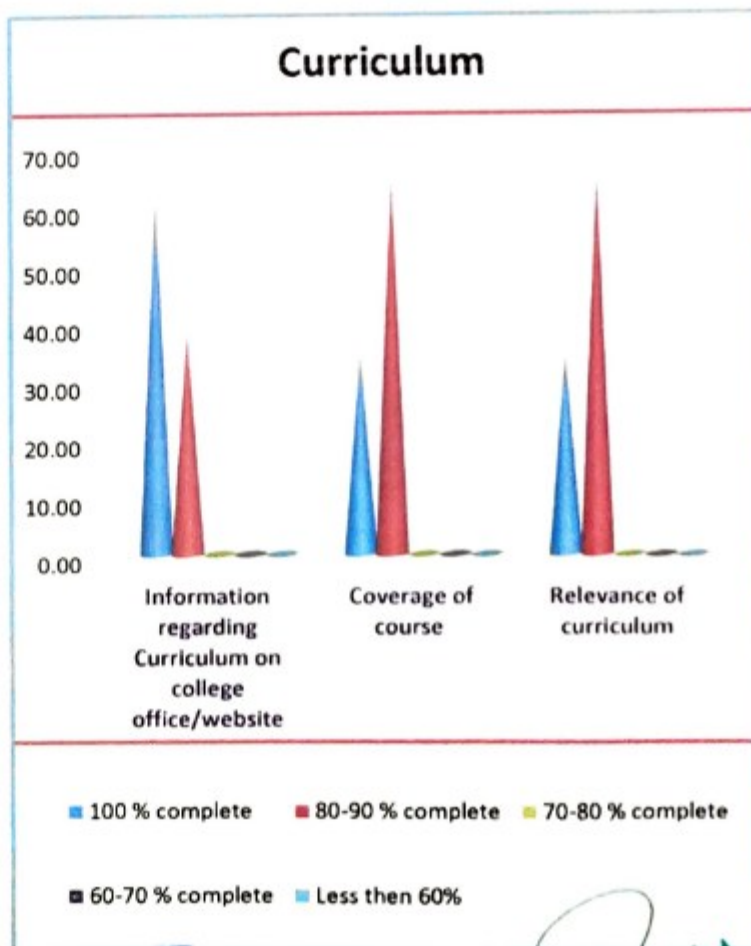
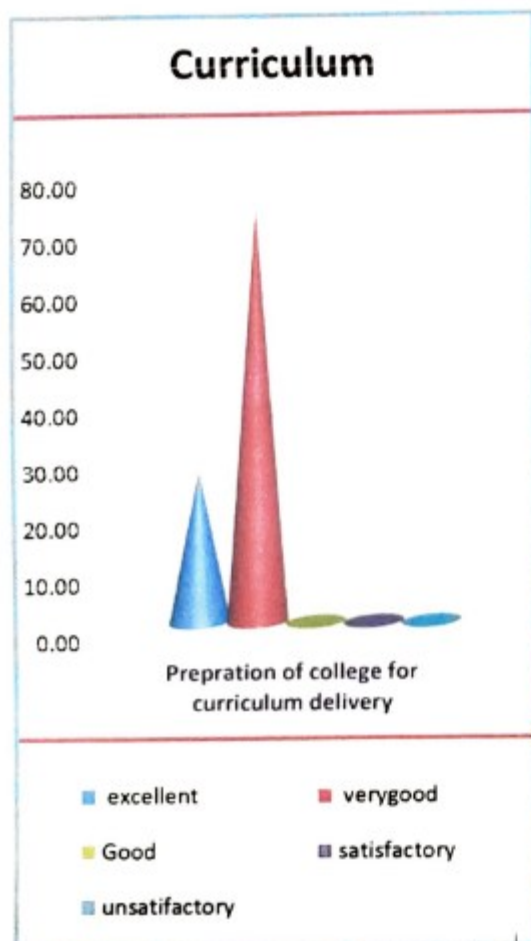
**PRINCIPAL**  
Govt.Naveen Girls College  
Baikunthpur, Korea (C.C)



# STUDENT FEEDBACK ANALYSIS

Questionnaire no. 1

Curriculum		( Part 2)		Class Bcom -3rd Year		session 2023-24	
A			B				
s.n o	paramiters	Prepration of college for curriculum delivery	paramiters	Information regarding Curriculum on college office/website	Coverage of course	Relevance of curriculum	Total
1	excellent	7	100 % complete	16	9	9	41
2	verygood	19	80-90 % complete	10	17	17	63
3	Good	0	70-80 % complete	0	0	0	0
4	satisfactory	0	60-70 % complete	0	0	0	0
5	unsatisfactory	0	Less then 60%	0	0	0	0
	percentage						
s.n o	paramiters	Prepration of college for curriculum delivery	paramiters	Information regarding Curriculum on college office/website	Coverage of course	Relevance of curriculum	Total
1	excellent	26.92	100 % complete	61.54	34.62	34.62	39.42
2	verygood	73.08	80-90 % complete	38.46	65.38	65.38	60.58
3	Good	0.00	70-80 % complete	0.00	0.00	0.00	0.00
4	satisfactory	0.00	60-70 % complete	0.00	0.00	0.00	0.00
5	unsatisfactory	0.00	Less then 60%	0.00	0.00	0.00	0.00



Feedback analysis was done and it was found that all the students are satisfied, necessary Action was taken for quality improvement based on suggestions received from feedback.



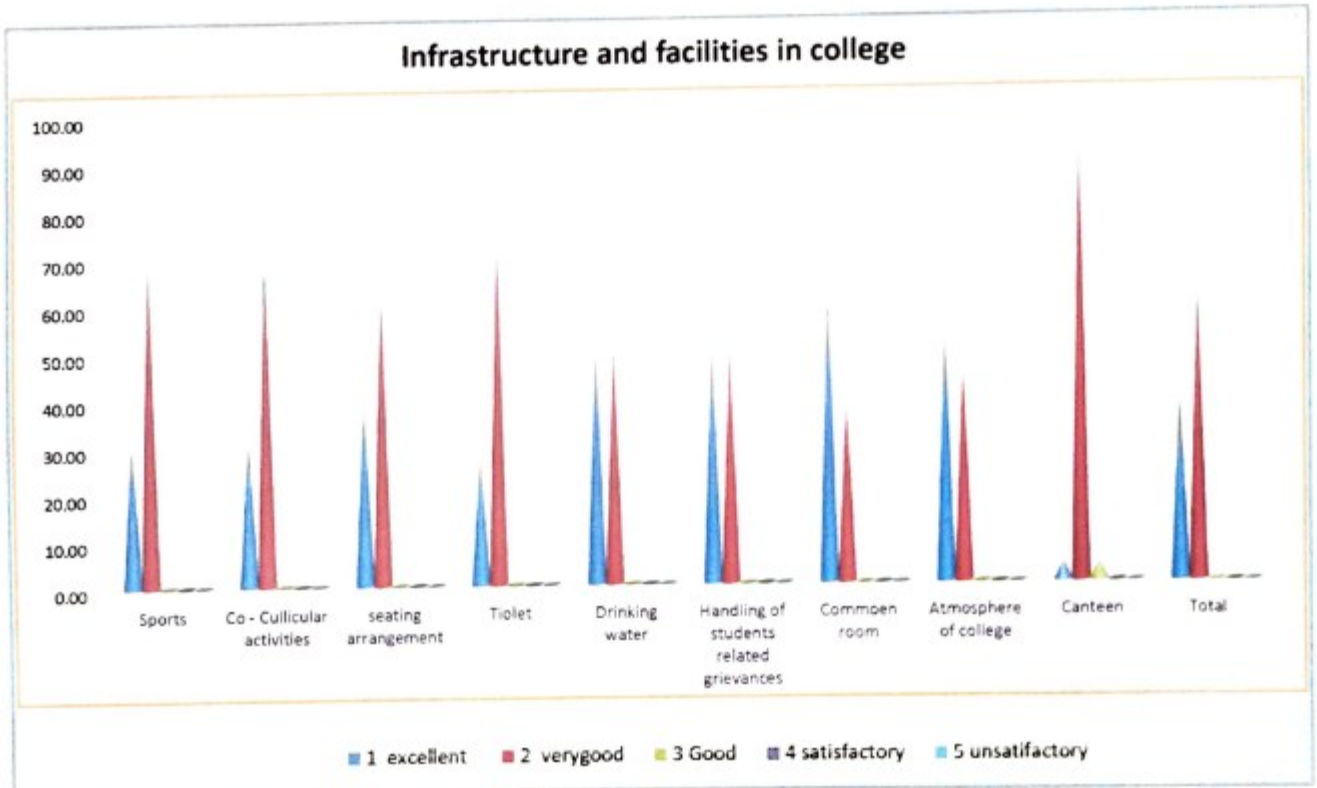
*[Signature]*  
**PRINCIPAL**  
 Govt. Naveen Girls College  
 Saikunthpur, Korea (C.G.)

# STUDENT FEEDBACK ANALYSIS

Questionnaire no. 1

Infrastructure and facilities in college	( Part 3 )	Class Bcom -3rd Year	session 2023-24
--	------------	----------------------	-----------------

s.no	paramiters	Sports	Co - Cullicular activities	seating arrangement	Tiolet	Drinking water	Handling of students related grievances	Commoe n room	Atmosphere of college	Canteen	Total
1	excellent	8	8	10	7	13	13	16	14	1	90
2	verygood	18	18	16	19	13	13	10	12	24	143
3	Good	0	0	0	0	0	0	0	0	1	1
4	satisfactory	0	0	0	0	0	0	0	0	0	0
5	unsatisfactory	0	0	0	0	0	0	0	0	0	0
	percentage										
s.no	paramiters	Sports	Co - Cullicular activities	seating arrangement	Tiolet	Drinking water	Handling of students related grievances	Commoe n room	Atmosphere of college	Canteen	Total
1	excellent	30.77	30.77	38.46	26.92	50.00	50.00	61.54	53.85	3.85	38.46
2	verygood	69.23	69.23	61.54	73.08	50.00	50.00	38.46	46.15	92.31	61.11
3	Good	0.00	0.00	0.00	0.00	0.00	0.00	0.00	0.00	3.85	0.43
4	satisfactory	0.00	0.00	0.00	0.00	0.00	0.00	0.00	0.00	0.00	0.00
5	unsatisfactory	0.00	0.00	0.00	0.00	0.00	0.00	0.00	0.00	0.00	0.00



Feedback analysis was done and it was found that all the students are satisfied, necessary Action was taken for quality improvement based on suggestions received from feedback.



  
**PRINCIPAL**  
 Govt. Naveen Girls College  
 Baikunthpur, Korea (C.G.)

# STUDENT FEEDBACK ANALYSIS

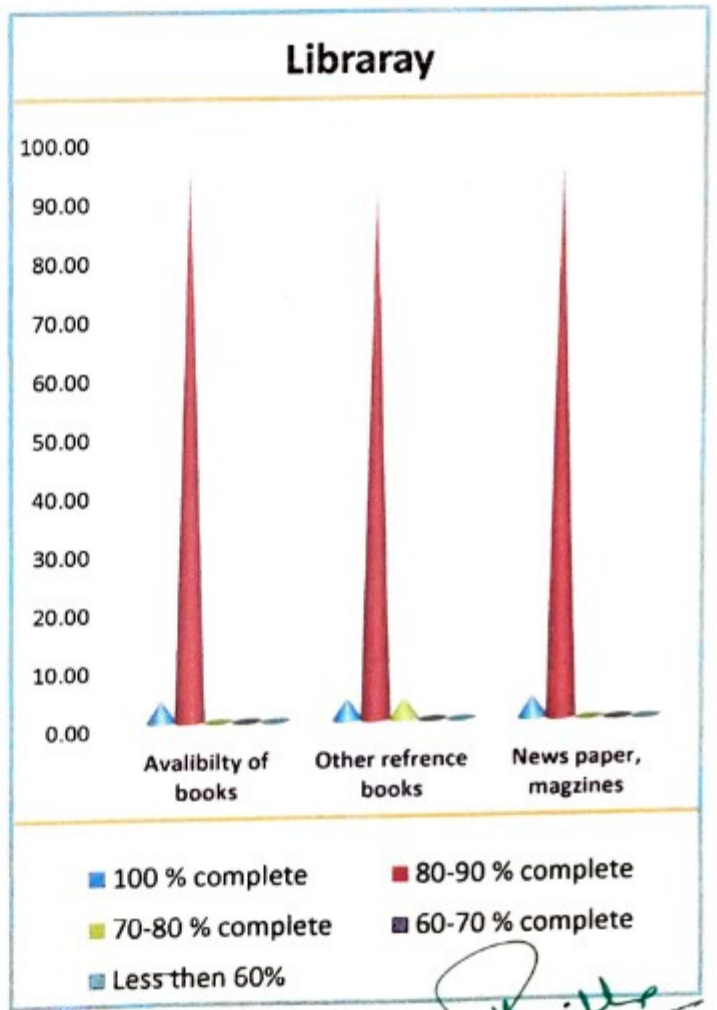
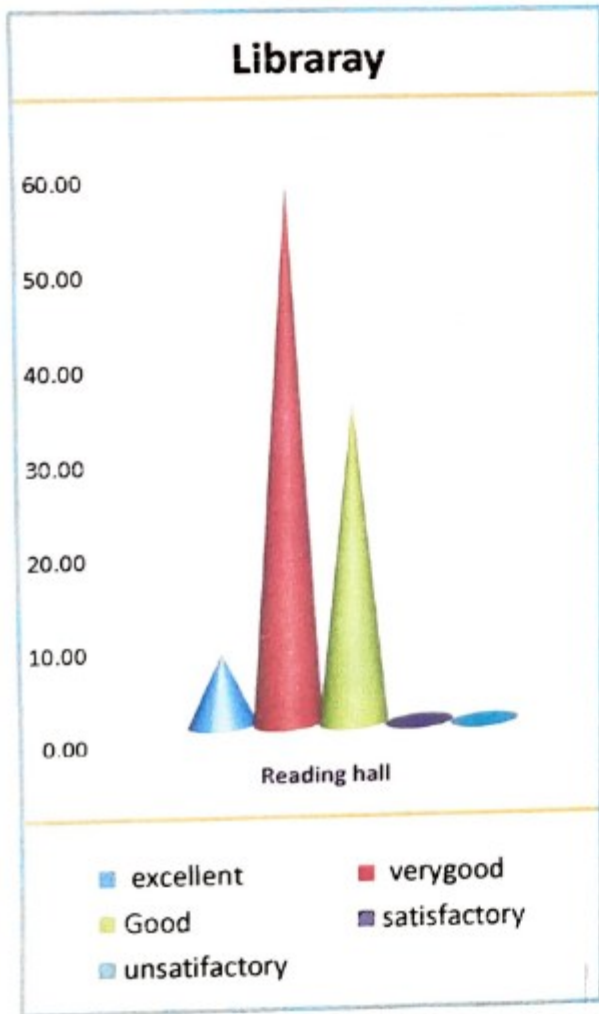
Questionnaire no. 1

Libraray	( Part 4)	Class Bcom -3rd Year	session 2023-24
----------	-----------	----------------------	-----------------

A		B					Total
s.no	paramiters	Reading hall	paramiters	Avalibility of books	Other refrence books	News paper, magzines	
1	excellent	2	100 % complete	1	1	1	5
2	verygood	15	80-90 % complete	25	24	25	89
3	Good	9	70-80 % complete	0	1	0	10
4	satisfactory	0	60-70 % complete	0	0	0	0
5	unsatisfactory	0	Less then 60%	0	0	0	0
	percentage						

s.no	paramiters	Reading hall	paramiters	Avalibility of books	Other refrence books	News paper, magzines	Total
1	excellent	7.69	100 % complete	3.85	3.85	3.85	4.81
2	verygood	57.69	80-90 % complete	96.15	92.31	96.15	85.58
3	Good	34.62	70-80 % complete	0.00	3.85	0.00	9.62
4	satisfactory	0.00	60-70 % complete	0.00	0.00	0.00	0.00
5	unsatisfactory	0.00	Less then 60%	0.00	0.00	0.00	0.00



Feedback analysis was done and it was found that all the students are satisfied, necessary Action was taken for quality improvement based on suggestions received from feedback.

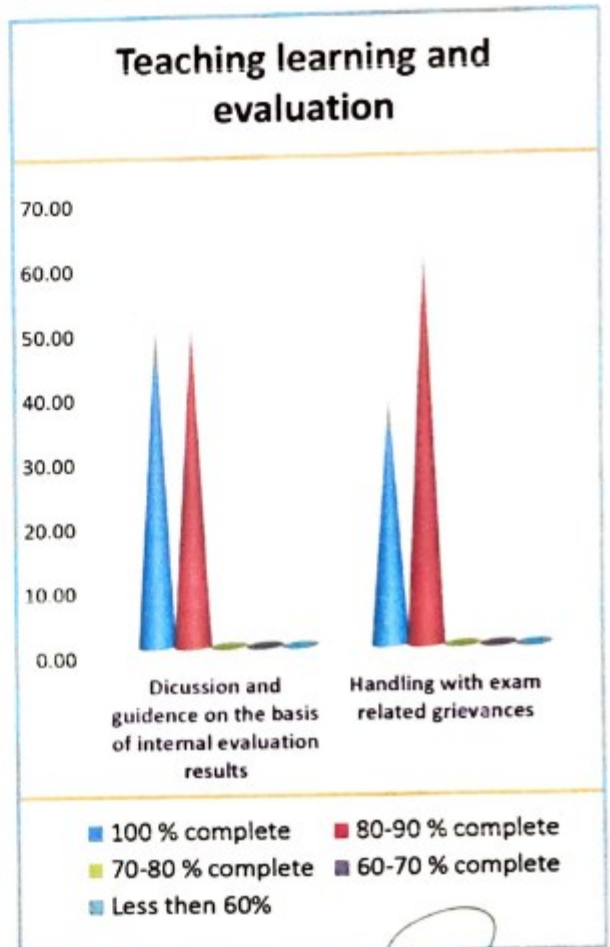
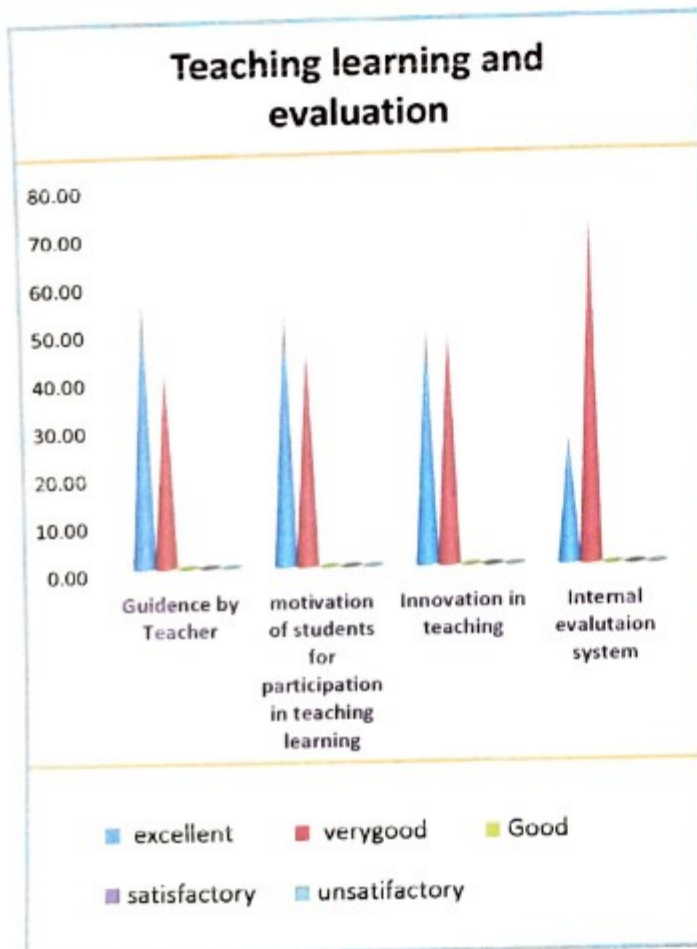


*[Signature]*  
**PRINCIPAL**  
 Govt. Naveen Girls College  
 Baikunthpur, Korea (C.G.)

# STUDENT FEEDBACK ANALYSIS

Questionnaire no. 1

Teaching learning and evaluation						( Part 5)	Class Bcom -3rd Year		session 2023-24		
A						B					
s.no	paramiters	Guidence by Teacher	motivation of students for participation in teaching learning	Innovation in teaching	Internal evalutaion system	paramiters	Dicussion and guidance on the basis of internal evaluation results	Handling with exam related grievances	Total		
1	excellent	15	14	13	7	100 % complete	13	10	72		
2	verygood	11	12	13	19	80-90 % complete	13	16	84		
3	Good	0	0	0	0	70-80 % complete	0	0	0		
4	satisfactory	0	0	0	0	60-70 % complete	0	0	0		
5	unsatisfactory	0	0	0	0	Less then 60%	0	0	0		
percentage											
s.no	paramiters	Guidence by Teacher	motivation of students for participation in teaching learning	Innovation in teaching	Internal evalutaion system	paramiters	Dicussion and guidance on the basis of internal evaluation results	Handling with exam related grievances	Total		
1	excellent	57.69	53.85	50.00	26.92	100 % complete	50.00	38.46	46.15		
2	verygood	42.31	46.15	50.00	73.08	80-90 % complete	50.00	61.54	53.85		
3	Good	0.00	0.00	0.00	0.00	70-80 % complete	0.00	0.00	0.00		
4	satisfactory	0.00	0.00	0.00	0.00	60-70 % complete	0.00	0.00	0.00		
5	unsatisfactory	0.00	0.00	0.00	0.00	Less then 60%	0.00	0.00	0.00		



Feedback analysis was done and it was found that all the students are satisfied, necessary Action was taken for quality improvement based on suggestions received from feedback.



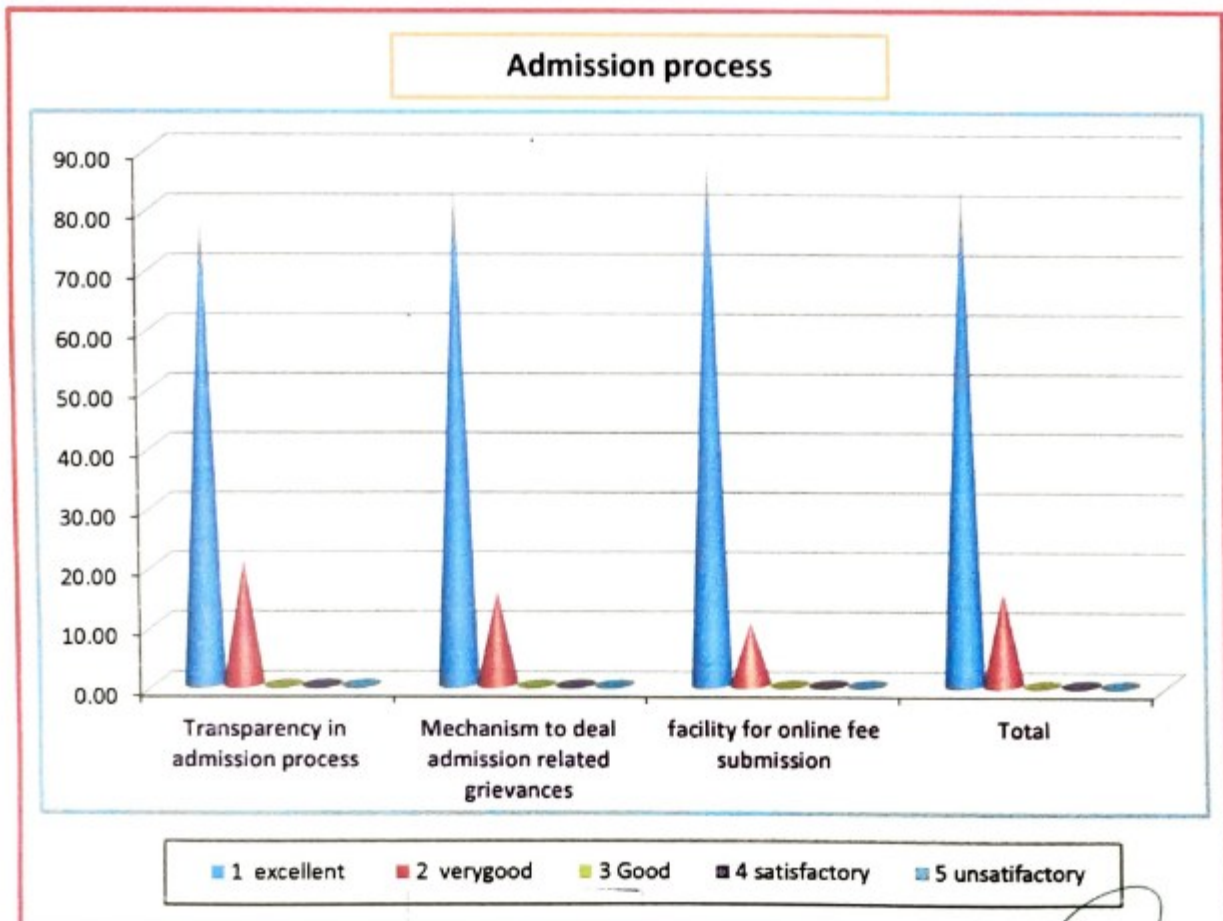
PRINCIPAL  
Govt. Naveen Girls College  
Baikunthpur, Korea (C.G)

# STUDENT FEEDBACK ANALYSIS

Questionnaire no. 1

Admission process	( Part 1)	Class Bcom -2nd Year	session 2023-24
-------------------	-----------	----------------------	-----------------

s.no	Paramiters	Transparency in admission process	Mechanism to deal admission related grievances	facility for online fee submission	Total
1	excellent	15	16	17	48
2	verygood	4	3	2	9
3	Good	0	0	0	0
4	satisfactory	0	0	0	0
5	unsatisfactory	0	0	0	0
<b>Percentage</b>					
s.no	Paramiters	Transparency in admission process	Mechanism to deal admission related grievances	facility for online fee submission	Total
1	excellent	78.95	84.21	89.47	84.21
2	verygood	21.05	15.79	10.53	15.79
3	Good	0.00	0.00	0.00	0.00
4	satisfactory	0.00	0.00	0.00	0.00
5	unsatisfactory	0.00	0.00	0.00	0.00



Feedback analysis was done and it was found that all the students are satisfied, necessary Action was taken for quality improvement based on suggestions received from feedback.

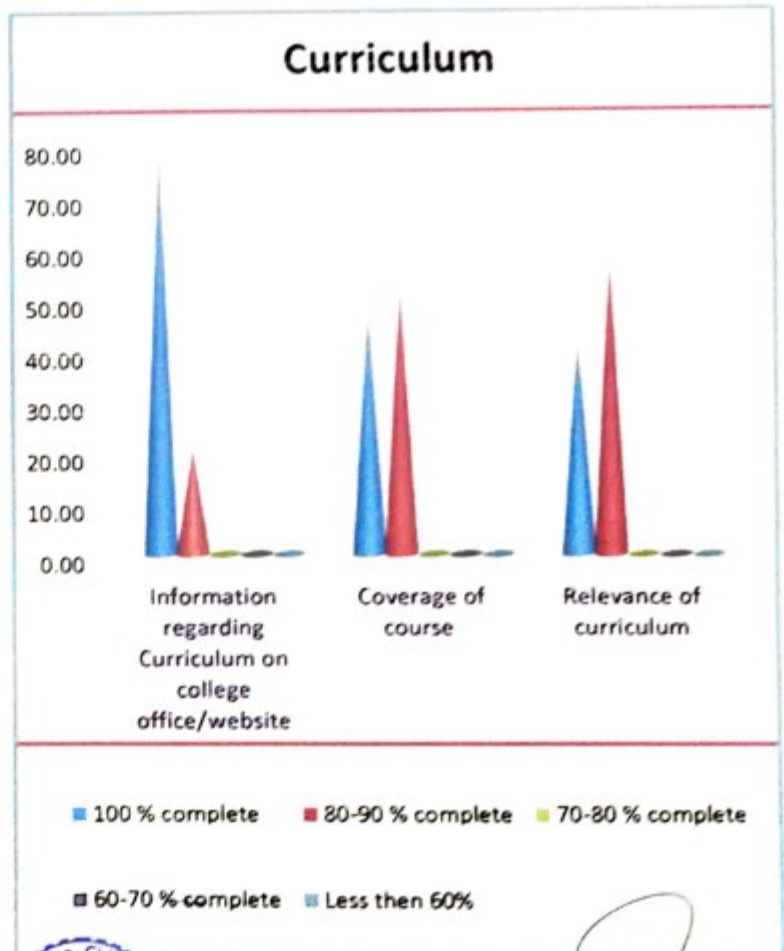
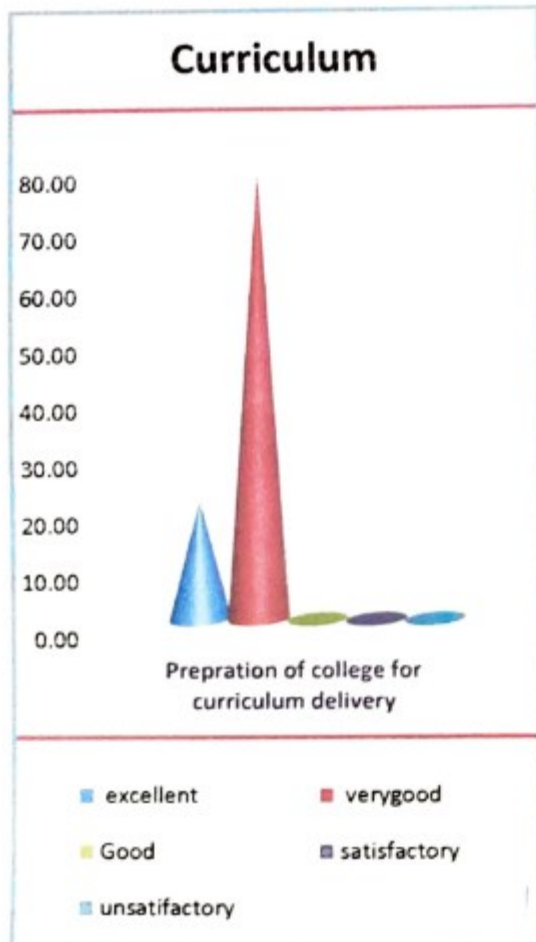


  
**PRINCIPAL**  
 Govt. Naveen Girls College  
 Saikunthpur, Korea (C.G.)

# STUDENT FEEDBACK ANALYSIS

Questionnaire no. 1

Curriculum		( Part 2)		Class Bcom -2nd Year		session 2023-24	
A			B				
s.no	paramiters	Prepration of college for curriculum delivery	paramiters	Information regarding Curriculum on college office/website	Coverage of course	Relevance of curriculum	Total
1	excellent	4	100 % complete	15	9	8	36
2	verygood	15	80-90 % complete	4	10	11	40
3	Good	0	70-80 % complete	0	0	0	0
4	satisfactory	0	60-70 % complete	0	0	0	0
5	unsatisfactory	0	Less then 60%	0	0	0	0
percentage							
s.no	paramiters	Prepration of college for curriculum delivery	paramiters	Information regarding Curriculum on college office/website	Coverage of course	Relevance of curriculum	Total
1	excellent	21.05	100 % complete	78.95	47.37	42.11	47.37
2	verygood	78.95	80-90 % complete	21.05	52.63	57.89	52.63
3	Good	0.00	70-80 % complete	0.00	0.00	0.00	0.00
4	satisfactory	0.00	60-70 % complete	0.00	0.00	0.00	0.00
5	unsatisfactory	0.00	Less then 60%	0.00	0.00	0.00	0.00



Feedback analysis was done and it was found that all the students are satisfied, necessary action was taken for quality improvement based on suggestions received from feedback.



*[Signature]*  
**PRINCIPAL**  
 Govt. Naveen Girls College  
 Baikunthpur, Korea (C)

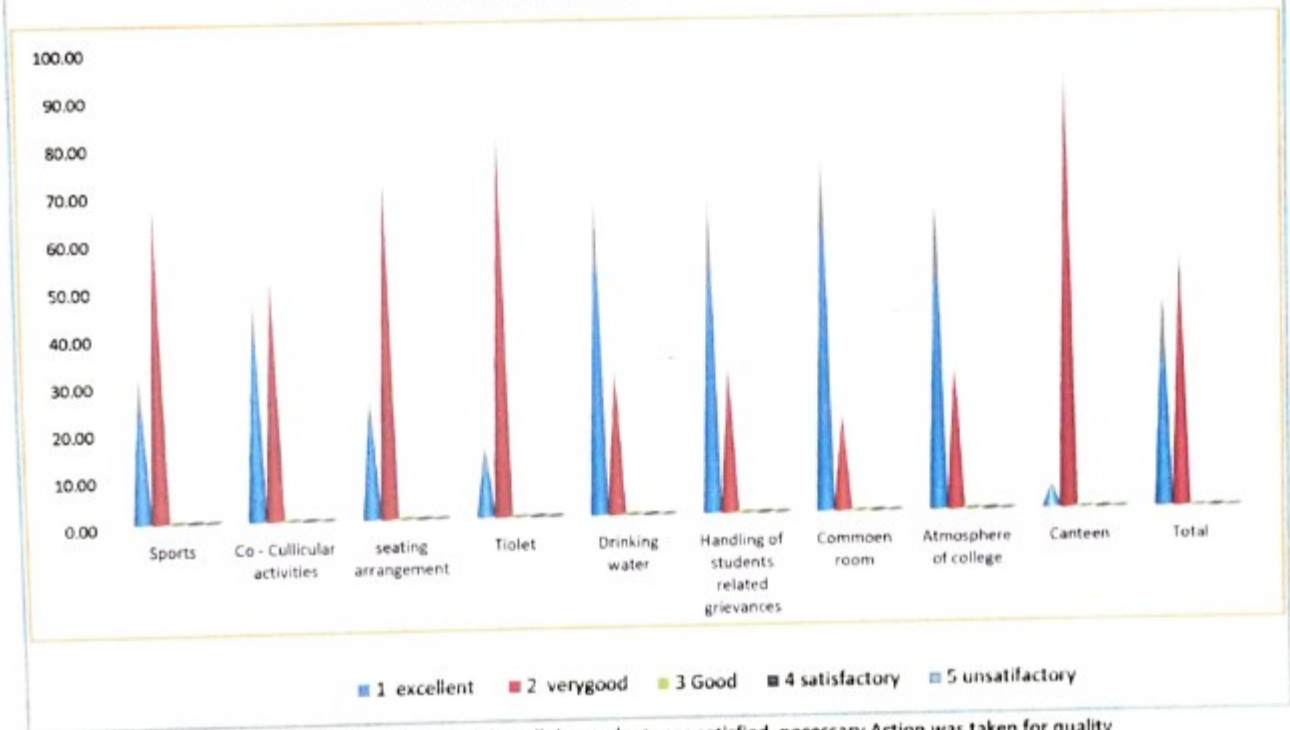
# STUDENT FEEDBACK ANALYSIS

Questionnaire no. 1

Infrastructure and facilities in college	( Part 3)	Class Bcom - 2nd Year	session 2023-24
--	-----------	-----------------------	-----------------

s.no	paramiters	Sports	Co - Cullicular activities	seating arrangement	Tiolet	Drinking water	Handling of students related grievances	Commoe n room	Atmosphere of college	Canteen	Total
1	excellent	6	9	5	3	13	13	15	13	1	78
2	verygood	13	10	14	16	6	6	4	6	18	93
3	Good	0	0	0	0	0	0	0	0	0	0
4	satisfactory	0	0	0	0	0	0	0	0	0	0
5	unsatisfactory	0	0	0	0	0	0	0	0	0	0
	percentage										
s.no	paramiters	Sports	Co - Cullicular activities	seating arrangement	Tiolet	Drinking water	Handling of students related grievances	Commoe n room	Atmosphere of college	Canteen	Total
1	excellent	31.58	47.37	26.32	15.79	68.42	68.42	78.95	68.42	5.26	45.61
2	verygood	68.42	52.63	73.68	84.21	31.58	31.58	21.05	31.58	94.74	54.39
3	Good	0.00	0.00	0.00	0.00	0.00	0.00	0.00	0.00	0.00	0.00
4	satisfactory	0.00	0.00	0.00	0.00	0.00	0.00	0.00	0.00	0.00	0.00
5	unsatisfactory	0.00	0.00	0.00	0.00	0.00	0.00	0.00	0.00	0.00	0.00

Infrastructure and facilities in college



Feedback analysis was done and it was found that all the students are satisfied, necessary Action was taken for quality improvement based on suggestions received from feedback.



*[Signature]*  
**PRINCIPAL**  
 Govt. Naveen Girls College  
 Baikunthpur, Korea (C.G.)

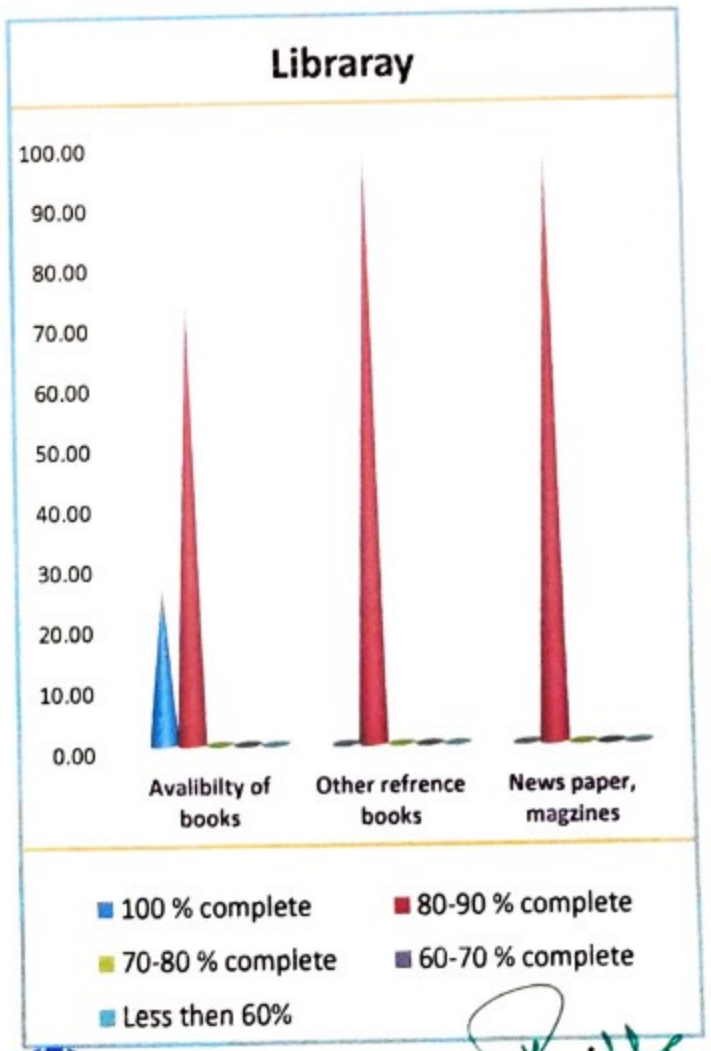
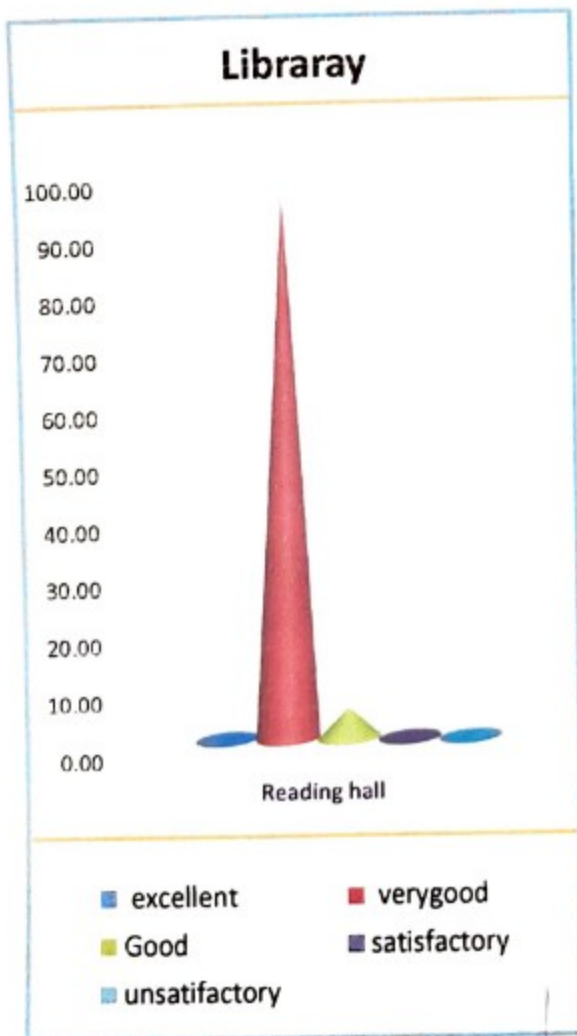
# STUDENT FEEDBACK ANALYSIS

Questionnaire no. 1

Libraray	( Part 4)	Class Bcom -2nd Year	session 2023-24
----------	-----------	----------------------	-----------------


A			B				Total
s.no	paramiters	Reading hall	paramiters	Availibilty of books	Other refrence books	News paper, magzines	
1	excellent	0	100 % complete	5	0	0	5
2	verygood	18	80-90 % complete	14	19	19	70
3	Good	1	70-80 % complete	0	0	0	1
4	satisfactory	0	60-70 % complete	0	0	0	0
5	unsatisfactory	0	Less then 60%	0	0	0	0
	percentage						

s.no	paramiters	Reading hall	paramiters	Availibilty of books	Other refrence books	News paper, magzines	Total
1	excellent	0.00	100 % complete	26.32	0.00	0.00	6.58
2	verygood	94.74	80-90 % complete	73.68	100.00	100.00	92.11
3	Good	5.26	70-80 % complete	0.00	0.00	0.00	1.32
4	satisfactory	0.00	60-70 % complete	0.00	0.00	0.00	0.00
5	unsatisfactory	0.00	Less then 60%	0.00	0.00	0.00	0.00



Feedback analysis was done and it was found that all the students are satisfied, necessary Action was taken for quality improvement based on suggestions received from feedback.



  
**PRINCIPAL**  
 Govt. Naveen Girls College  
 Baikunthpur, Korea (C.G.)



# STUDENT FEEDBACK ANALYSIS

Questionnaire no. 1

Teaching learning and evaluation

( Part 5)

Class Bcom -2nd Year

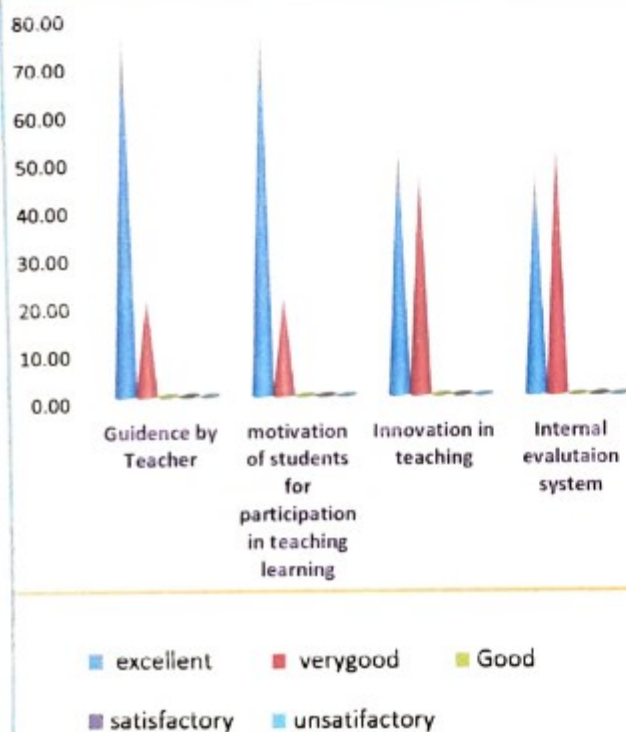
session 2023-24

A						B			Total
s.n o	paramiters	Guidence by Teacher	motivation of students for participation in teaching learning	Innovation in teaching	Internal evalutaion system	paramiters	Dicussion and guidance on the basis of internal evaluation results	Handling with exam related grievances	
1	excellent	15	15	10	9	100 % complete	12	10	71
2	verygood	4	4	9	10	80-90 % complete	7	9	43
3	Good	0	0	0	0	70-80 % complete	0	0	0
4	satisfactory	0	0	0	0	60-70 % complete	0	0	0
5	unsatisfactory	0	0	0	0	Less then 60%	0	0	0
	percentage								

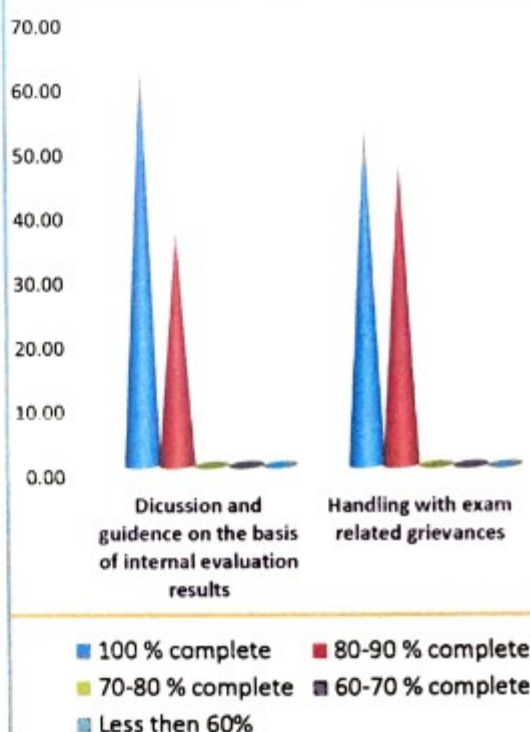
  

s.n o	paramiters	Guidence by Teacher	motivation of students for participation in teaching learning	Innovation in teaching	Internal evalutaion system	paramiters	Dicussion and guidance on the basis of internal evaluation results	Handling with exam related grievances	Total
1	excellent	78.95	78.95	52.63	47.37	100 % complete	63.16	52.63	62.28
2	verygood	21.05	21.05	47.37	52.63	80-90 % complete	36.84	47.37	37.72
3	Good	0.00	0.00	0.00	0.00	70-80 % complete	0.00	0.00	0.00
4	satisfactory	0.00	0.00	0.00	0.00	60-70 % complete	0.00	0.00	0.00
5	unsatisfactory	0.00	0.00	0.00	0.00	Less then 60%	0.00	0.00	0.00

### Teaching learning and evaluation



### Teaching learning and evaluation



Feedback analysis was done and it was found that all the students are satisfied, necessary Action was taken for quality improvement based on suggestions received from feedback.



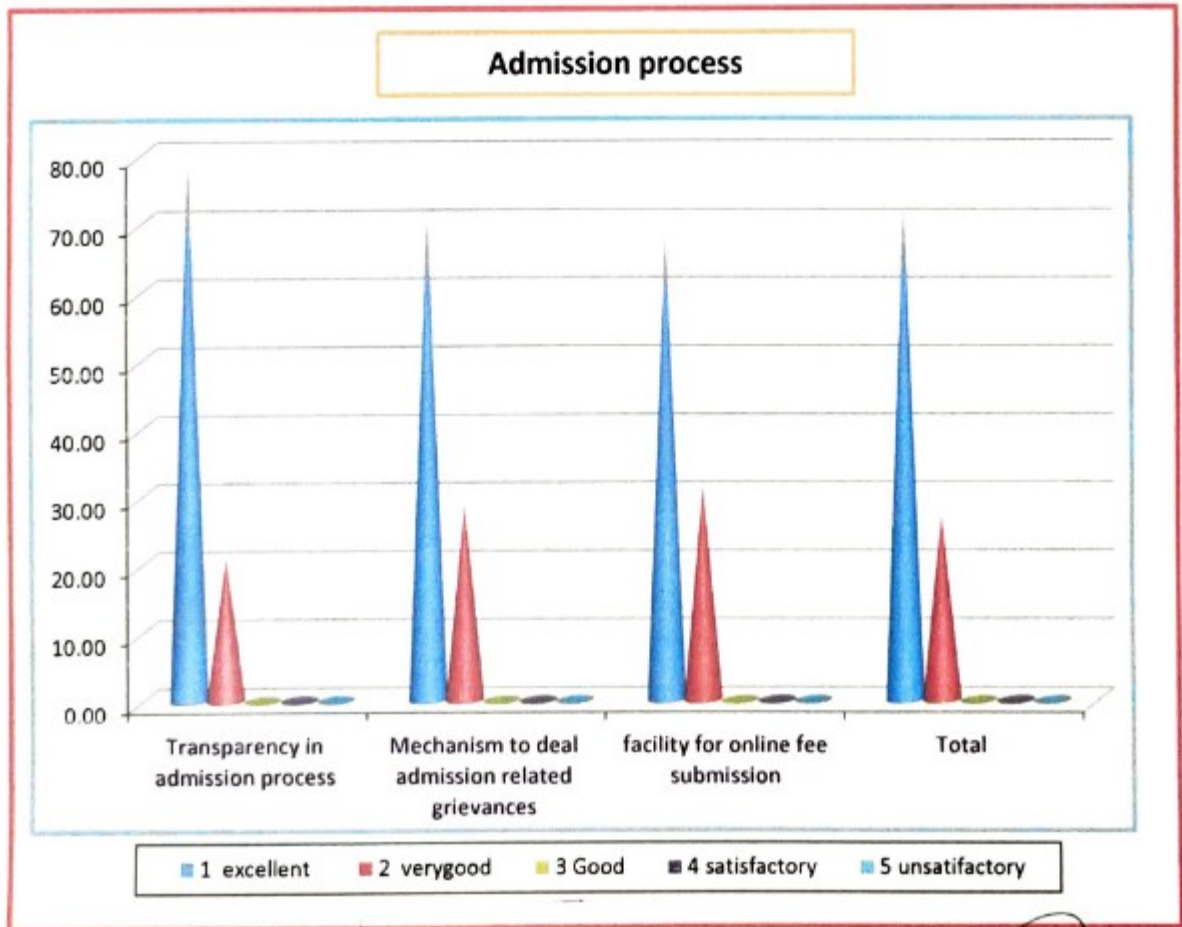
PRINCIPAL  
Govt. Naveen Girls College  
Baikunthpur, Korea (C.G)

# STUDENT FEEDBACK ANALYSIS

Questionnaire no. 1

Admission process	( Part 1)	Class Bcom -1 st Year	session 2023-24
-------------------	-----------	-----------------------	-----------------

s.no	Paramiters	Transparency in admission process	Mechanism to deal admission related grievances	facility for online fee submission	Total
1	excellent	30	27	26	83
2	verygood	8	11	12	31
3	Good	0	0	0	0
4	satisfactory	0	0	0	0
5	unsatisfactory	0	0	0	0
	<b>Percentage</b>				
s.no	paramiters	Transparency in admission process	Mechanism to deal admission related grievances	facility for online fee submission	Total
1	excellent	78.95	71.05	68.42	72.81
2	verygood	21.05	28.95	31.58	27.19
3	Good	0.00	0.00	0.00	0.00
4	satisfactory	0.00	0.00	0.00	0.00
5	unsatisfactory	0.00	0.00	0.00	0.00



Feedback analysis was done and it was found that all the students are satisfied, necessary Action was taken for quality improvement based on suggestions received from feedback.

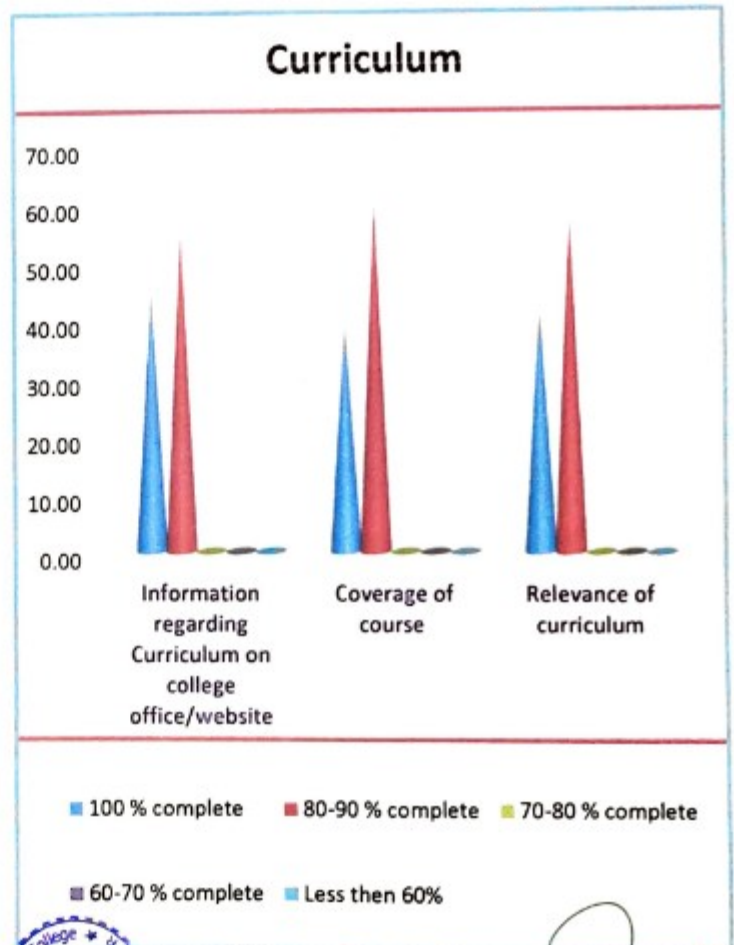
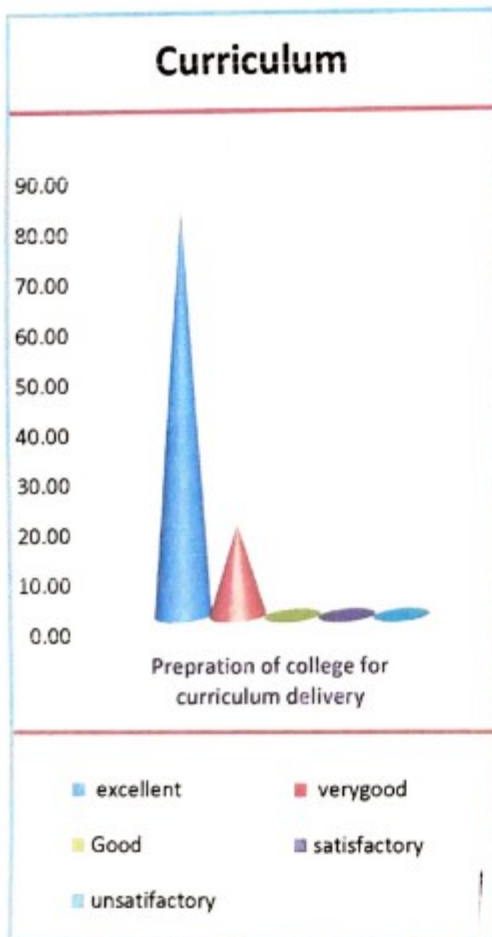


  
**PRINCIPAL**  
 Govt. Naveen Girls College  
 Baikunthpur, Korea (C.G.)

# STUDENT FEEDBACK ANALYSIS

Questionnaire no. 1

Curriculum		( Part 2)		Class Bcom -1 st Year		session 2023-24	
A			B				
s.no	paramiters	Prepration of college for curriculum delivery	paramiters	Information regarding Curriculum on college office/website	Coverage of course	Relevance of curriculum	Total
1	excellent	31	100 % complete	17	15	16	79
2	verygood	7	80-90 % complete	21	23	22	73
3	Good	0	70-80 % complete	0	0	0	0
4	satisfactory	0	60-70 % complete	0	0	0	0
5	unsatisfactory	0	Less then 60%	0	0	0	0
	percentage						
s.no	paramiters	Prepration of college for curriculum delivery	paramiters	Information regarding Curriculum on college office/website	Coverage of course	Relevance of curriculum	Total
1	excellent	81.58	100 % complete	44.74	39.47	42.11	51.97
2	verygood	18.42	80-90 % complete	55.26	60.53	57.89	48.03
3	Good	0.00	70-80 % complete	0.00	0.00	0.00	0.00
4	satisfactory	0.00	60-70 % complete	0.00	0.00	0.00	0.00
5	unsatisfactory	0.00	Less then 60%	0.00	0.00	0.00	0.00



Feedback analysis was done and it was found that all the students are satisfied, necessary action was taken for quality improvement based on suggestions received from feedback.



PRINCIPAL  
Govt.Naveen Girls College  
Saijunthpur, Korea (C.G.)

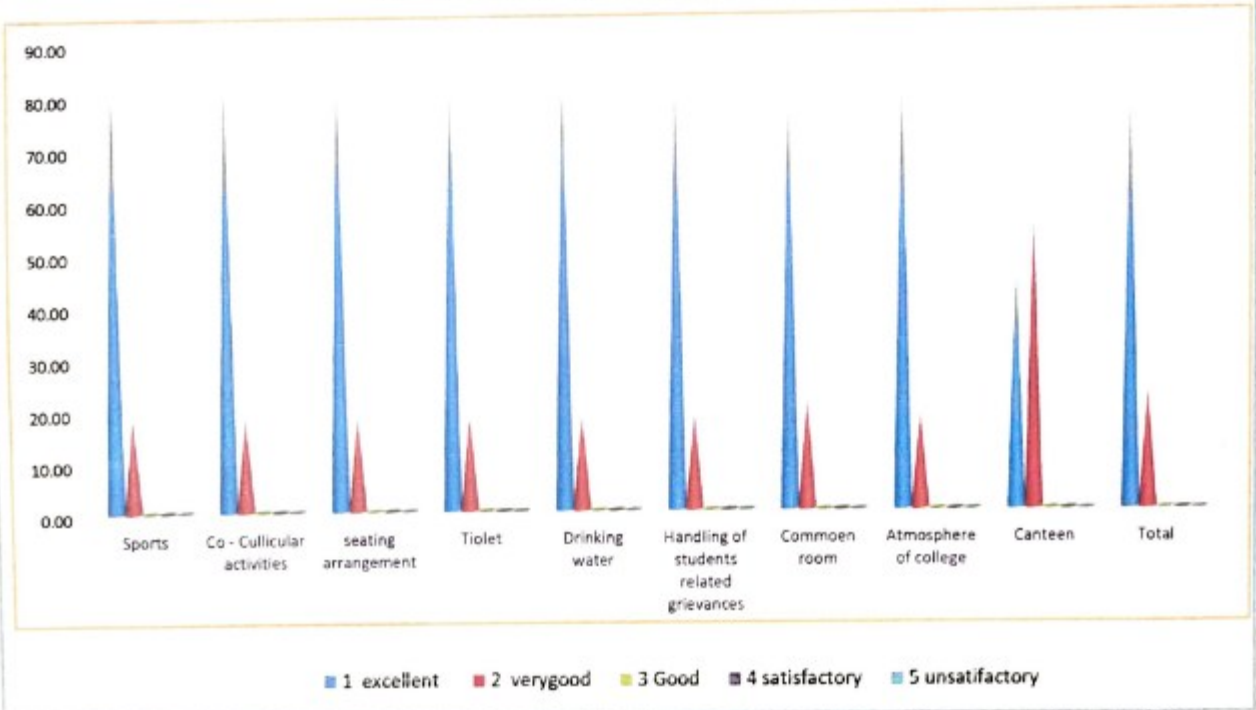
# STUDENT FEEDBACK ANALYSIS

Questionnaire no. 1

Infrastructure and facilities in college	( Part 3)	Class Bcom -1 1st Year	session 2023-24
--	-----------	---------------------------	-----------------

s.no	paramiters	Sports	Co - Cullicular activities	seating arrangement	Tiolet	Drinking water	Handling of students related grievances	Commoe n room	Atmosphere of college	Canteen	Total
1	excellent	31	31	31	31	31	31	30	31	17	264
2	verygood	7	7	7	7	7	7	8	7	21	78
3	Good	0	0	0	0	0	0	0	0	0	0
4	satisfactory	0	0	0	0	0	0	0	0	0	0
5	unsatisfactory	0	0	0	0	0	0	0	0	0	0
	percentage										
s.no	paramiters	Sports	Co - Cullicular activities	seating arrangement	Tiolet	Drinking water	Handling of students related grievances	Commoe n room	Atmosphere of college	Canteen	Total
1	excellent	81.58	81.58	81.58	81.58	81.58	81.58	78.95	81.58	44.74	77.19
2	verygood	18.42	18.42	18.42	18.42	18.42	18.42	21.05	18.42	55.26	22.81
3	Good	0.00	0.00	0.00	0.00	0.00	0.00	0.00	0.00	0.00	0.00
4	satisfactory	0.00	0.00	0.00	0.00	0.00	0.00	0.00	0.00	0.00	0.00
5	unsatisfactory	0.00	0.00	0.00	0.00	0.00	0.00	0.00	0.00	0.00	0.00

## Infrastructure and facilities in college



Feedback analysis was done and it was found that all the students are satisfied, necessary Action was taken for quality improvement based on suggestions received from feedback.



*[Signature]*  
**PRINCIPAL**  
 Govt. Naveen Girls College  
 Baikunthpur, Korea (C.G.)

# STUDENT FEEDBACK ANALYSIS

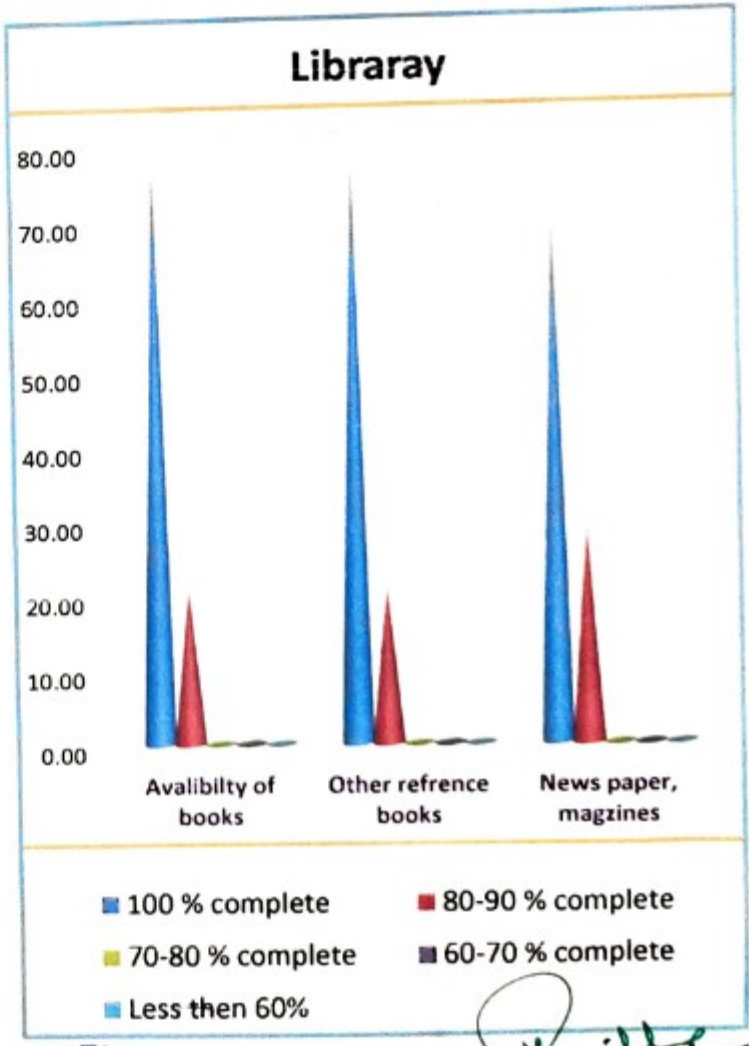
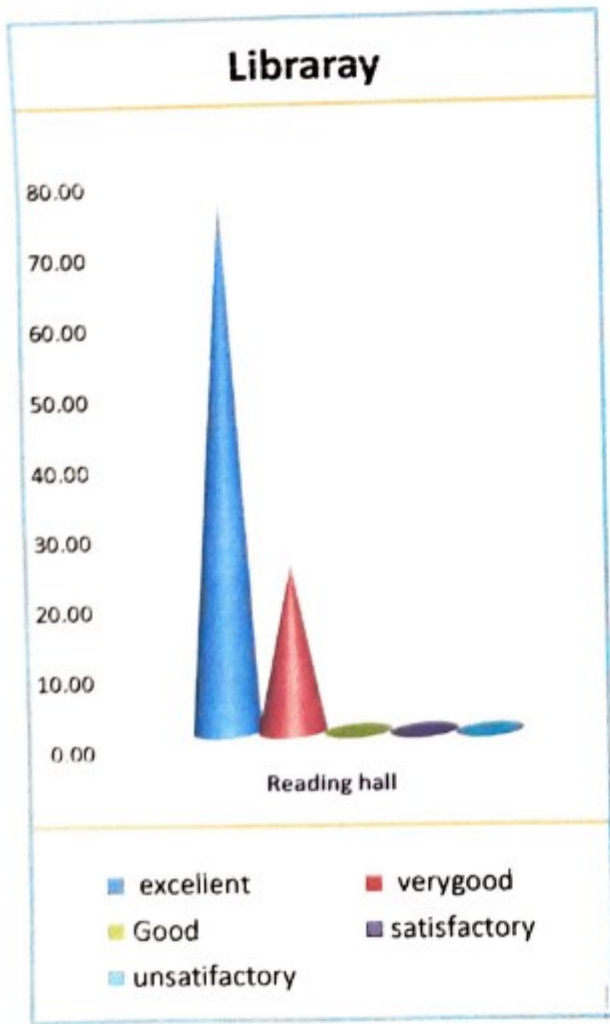
Questionnaire no. 1

Libraray	( Part 4)	Class Bcom -1 st Year	session 2023-24
----------	-----------	-----------------------	-----------------

s. no	A		B				Total
	paramiters	Reading hall	paramiters	Availibility of books	Other refrence books	News paper, magzines	
1	excellent	29	100 % complete	30	30	27	116
2	verygood	9	80-90 % complete	8	8	11	36
3	Good	0	70-80 % complete	0	0	0	0
4	satisfactory	0	60-70 % complete	0	0	0	0
5	unsatisfactory	0	Less then 60%	0	0	0	0
	percentage						

s. no	paramiters	Reading hall	paramiters	Availibility of books	Other refrence books	News paper, magzines	Total
1	excellent	76.32	100 % complete	78.95	78.95	71.05	76.32
2	verygood	23.68	80-90 % complete	21.05	21.05	28.95	23.68
3	Good	0.00	70-80 % complete	0.00	0.00	0.00	0.00
4	satisfactory	0.00	60-70 % complete	0.00	0.00	0.00	0.00
5	unsatisfactory	0.00	Less then 60%	0.00	0.00	0.00	0.00



Feedback analysis was done and it was found that all the students are satisfied, necessary Action was taken for quality improvement based on suggestions received from feedback.



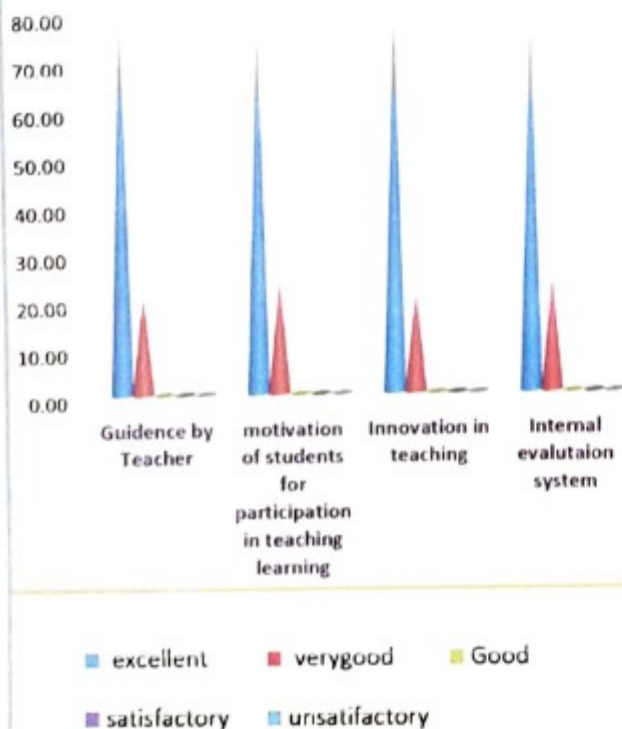
*[Signature]*  
**PRINCIPAL**  
 Govt. Naveen Girls College  
 Baikunthpur, Korea (C.G.)

# STUDENT FEEDBACK ANALYSIS

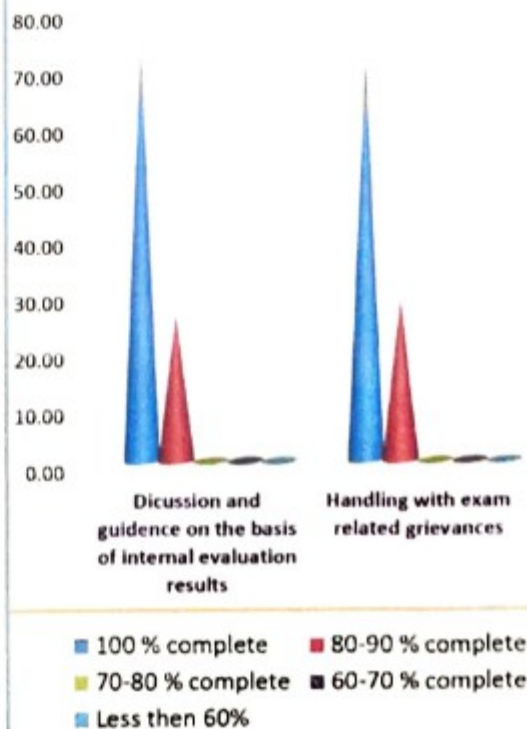
Questionnaire no. 1

Teaching learning and evaluation					( Part 5)	Class Bcom -1 st Year			session 2023-24
A					B				
s.n o	paramiters	Guidence by Teacher	motivation of students for participation in teaching learning	Innovation in teaching	Internal evalutaion system	paramiters	Dicussion and guidance on the basis of internal evaluation results	Handling with exam related grievances	Total
1	excellent	30	29	30	29	100 % complete	28	27	173
2	verygood	8	9	8	9	80-90 % complete	10	11	55
3	Good	0	0	0	0	70-80 % complete	0	0	0
4	satisfactory	0	0	0	0	60-70 % complete	0	0	0
5	unsatisfactory	0	0	0	0	Less then 60%	0	0	0
percentage									
s.n o	paramiters	Guidence by Teacher	motivation of students for participation in teaching learning	Innovation in teaching	Internal evalutaion system	paramiters	Dicussion and guidance on the basis of internal evaluation results	Handling with exam related grievances	Total
1	excellent	78.95	76.32	78.95	76.32	100 % complete	73.68	71.05	75.88
2	verygood	21.05	23.68	21.05	23.68	80-90 % complete	26.32	28.95	24.12
3	Good	0.00	0.00	0.00	0.00	70-80 % complete	0.00	0.00	0.00
4	satisfactory	0.00	0.00	0.00	0.00	60-70 % complete	0.00	0.00	0.00
5	unsatisfactory	0.00	0.00	0.00	0.00	Less then 60%	0.00	0.00	0.00

### Teaching learning and evaluation



### Teaching learning and evaluation



Feedback analysis was done and it was found that all the students are satisfied, necessary Action was taken for quality improvement based on suggestions received from feedback.



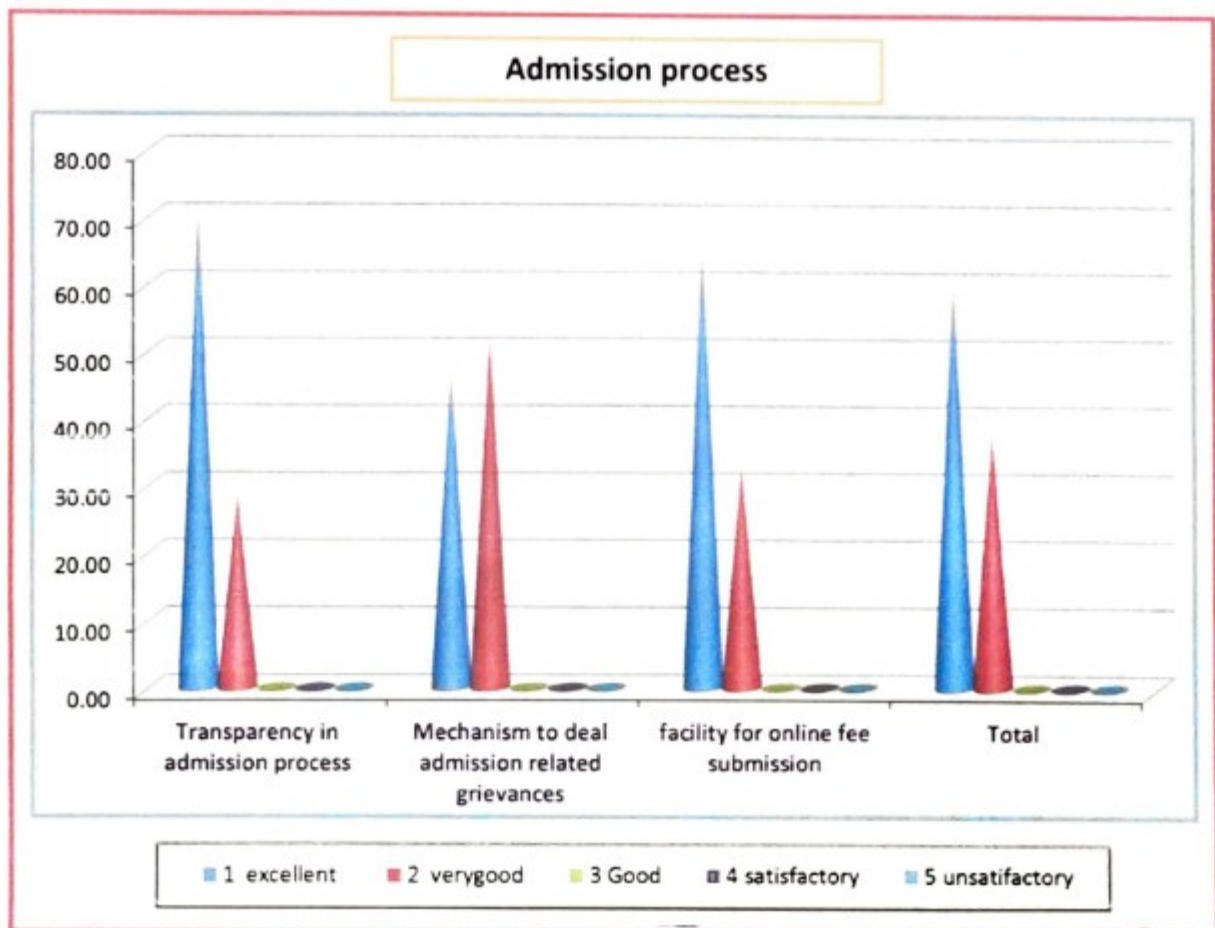
PRINCIPAL  
Govt.Naveen Girls Collge  
Saikunthpur, Korea (C.G)

# STUDENT FEEDBACK ANALYSIS

Questionnaire no. 1

Admission process	( Part 1)	Class BSC -1ST Year	session 2023-24
-------------------	-----------	---------------------	-----------------

s.no	Paramiters	Transparency in admission process	Mechanism to deal admission related grievances	facility for online fee submission	Total
1	excellent	104	69	97	270
2	verygood	42	77	49	168
3	Good	0	0	0	0
4	satisfactory	0	0	0	0
5	unsatisfactory	0	0	0	0
	<b>Percentage</b>				
s.no	Paramiters	Transparency in admission process	Mechanism to deal admission related grievances	facility for online fee submission	Total
1	excellent	71.23	47.26	66.44	61.64
2	verygood	28.77	52.74	33.56	38.36
3	Good	0.00	0.00	0.00	0.00
4	satisfactory	0.00	0.00	0.00	0.00
5	unsatisfactory	0.00	0.00	0.00	0.00



Feedback analysis was done and it was found that all the students are satisfied, necessary Action was taken for quality improvement based on suggestions received from feedback.

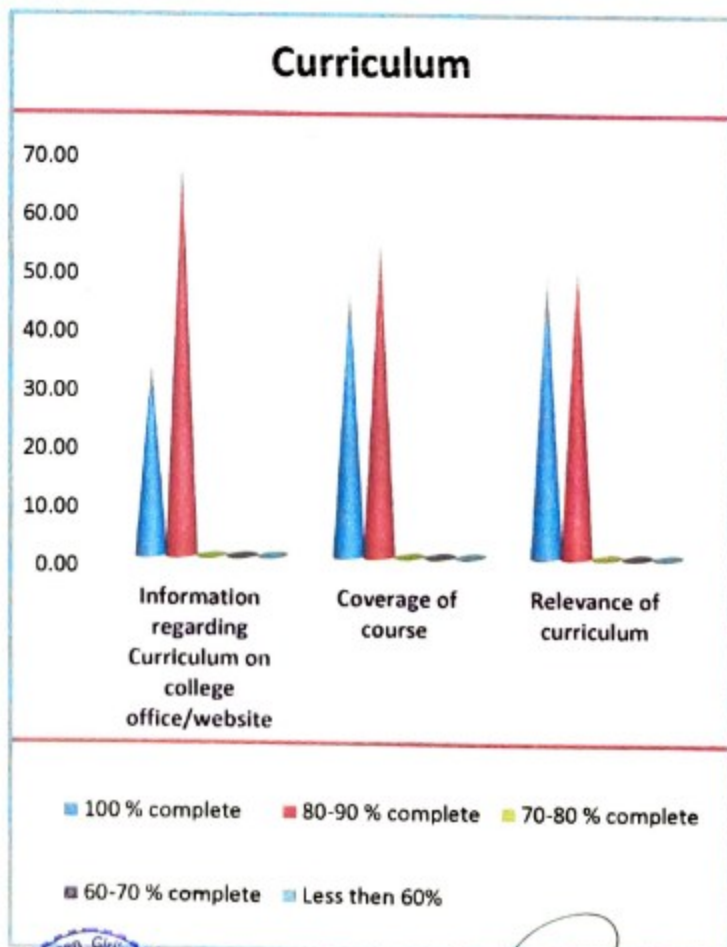
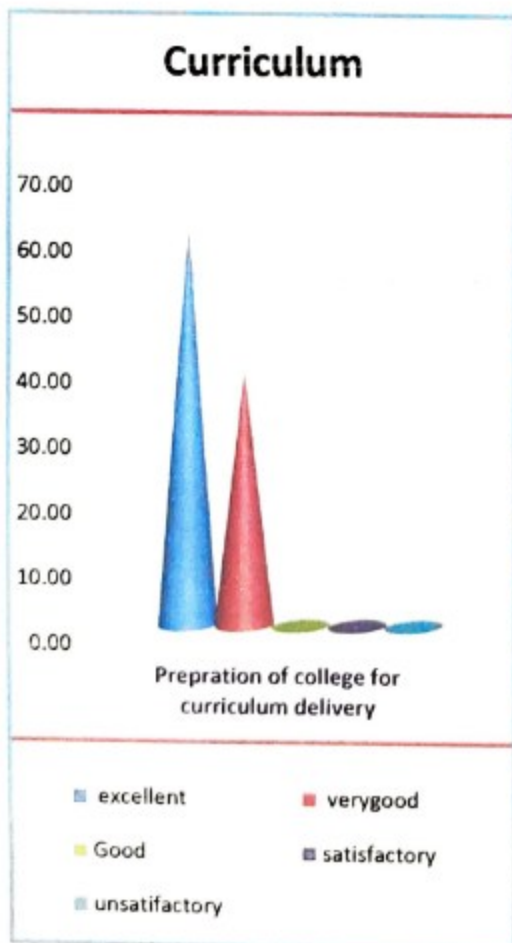


  
**PRINCIPAL**  
 Govt. Naveen Girls College  
 Baikunthpur, Korea (C.G.)

# STUDENT FEEDBACK ANALYSIS

Questionnaire no. 1

Curriculum		( Part 2 )	Class B,Sc. -1st Year	session 2023-24			
A		B					
s.no	paramiters	Prepration of college for curriculum delivery	paramiters	Information regarding Curriculum on college office/website	Coverage of course	Relevance of curriculum	Total
1	excellent	89	100 % complete	48	67	72	276
2	verygood	57	80-90 % complete	98	79	74	308
3	Good	0	70-80 % complete	0	0	0	0
4	satisfactory	0	60-70 % complete	0	0	0	0
5	unsatisfactory	0	Less then 60%	0	0	0	0
	percentage						
s.no	paramiters	Prepration of college for curriculum delivery	paramiters	Information regarding Curriculum on college office/website	Coverage of course	Relevance of curriculum	Total
1	excellent	60.96	100 % complete	32.88	45.89	49.32	47.26
2	verygood	39.04	80-90 % complete	67.12	54.11	50.68	52.74
3	Good	0.00	70-80 % complete	0.00	0.00	0.00	0.00
4	satisfactory	0.00	60-70 % complete	0.00	0.00	0.00	0.00
5	unsatisfactory	0.00	Less then 60%	0.00	0.00	0.00	0.00



Feedback analysis was done and it was found that the students are satisfied, necessary action was taken for quality improvement based on suggestions received from feedback.



PRINCIPAL  
Govt. Naveen Girls College  
Balkunthour, Korea (C.G.)



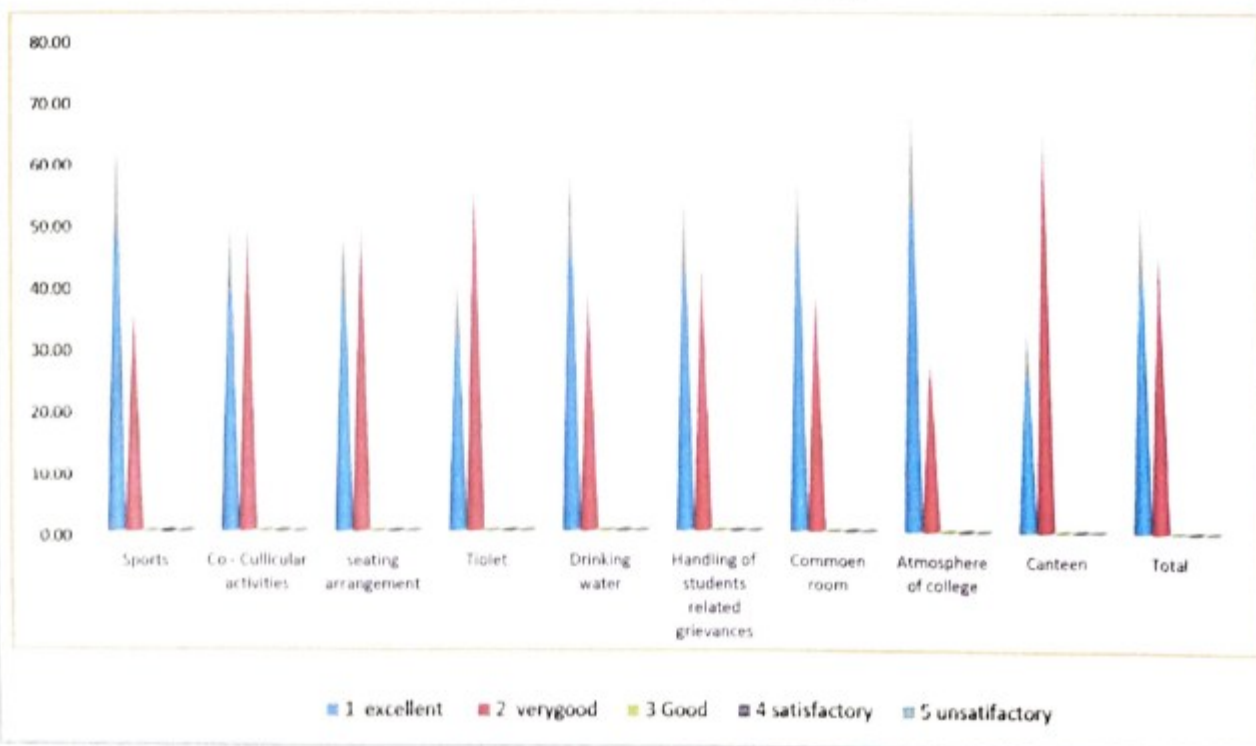
# STUDENT FEEDBACK ANALYSIS

Questionnaire no. 1

Infrastructure and facilities in college	( Part 3)	Class BSC - 1 st Year	session 2023-24
--	-----------	-----------------------	-----------------

s.no	paramiters	Sports	Co - Cullicular activities	seating arrangement	Tiolet	Drinking water	Handling of students related grievances	Commoe n room	Atmosphere of college	Canteen	Total
1	excellent	93	73	73	61	87	81	87	104	49	708
2	verygood	53	73	73	85	59	65	59	42	97	606
3	Good	0	0	0	0	0	0	0	0	0	0
4	satisfactory	0	0	0	0	0	0	0	0	0	0
5	unsatisfactory	0	0	0	0	0	0	0	0	0	0
	percentage										
s.no	paramiters	Sports	Co - Cullicular activities	seating arrangement	Tiolet	Drinking water	Handling of students related grievances	Commoe n room	Atmosphere of college	Canteen	Total
1	excellent	63.70	50.00	50.00	41.78	59.59	55.48	59.59	71.23	33.56	53.88
2	verygood	36.30	50.00	50.00	58.22	40.41	44.52	40.41	28.77	66.44	46.12
3	Good	0.00	0.00	0.00	0.00	0.00	0.00	0.00	0.00	0.00	0.00
4	satisfactory	0.00	0.00	0.00	0.00	0.00	0.00	0.00	0.00	0.00	0.00
5	unsatisfactory	0.00	0.00	0.00	0.00	0.00	0.00	0.00	0.00	0.00	0.00

## Infrastructure and facilities in college



Feedback analysis was done and it was found that all the students are satisfied, necessary Action was taken for quality improvement based on suggestions received from feedback.

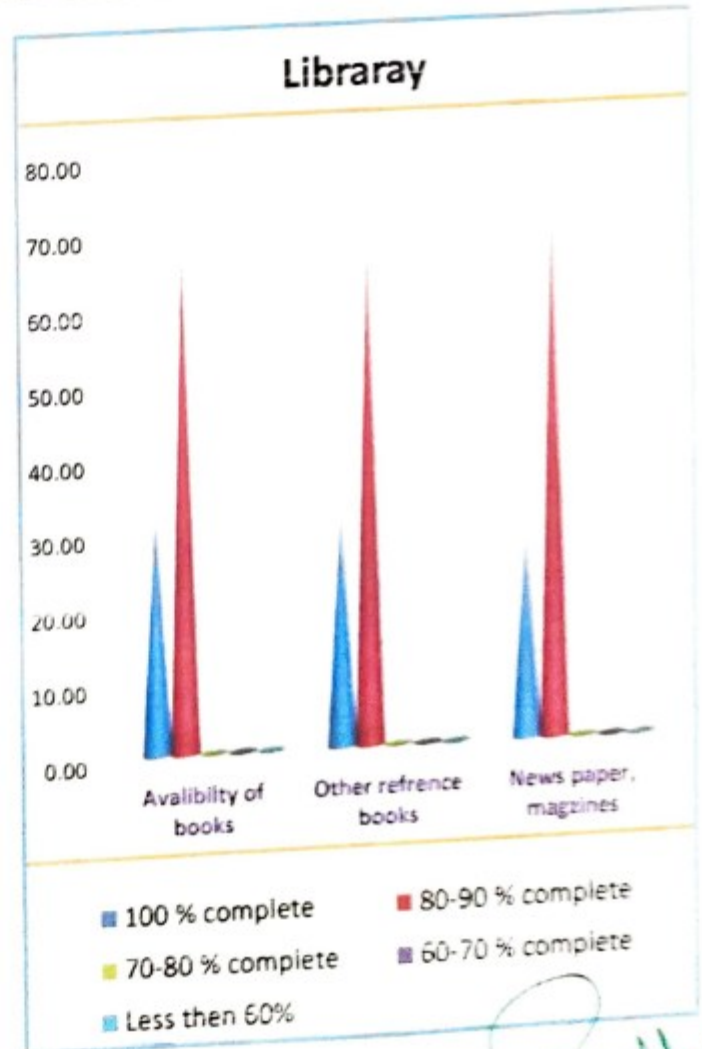
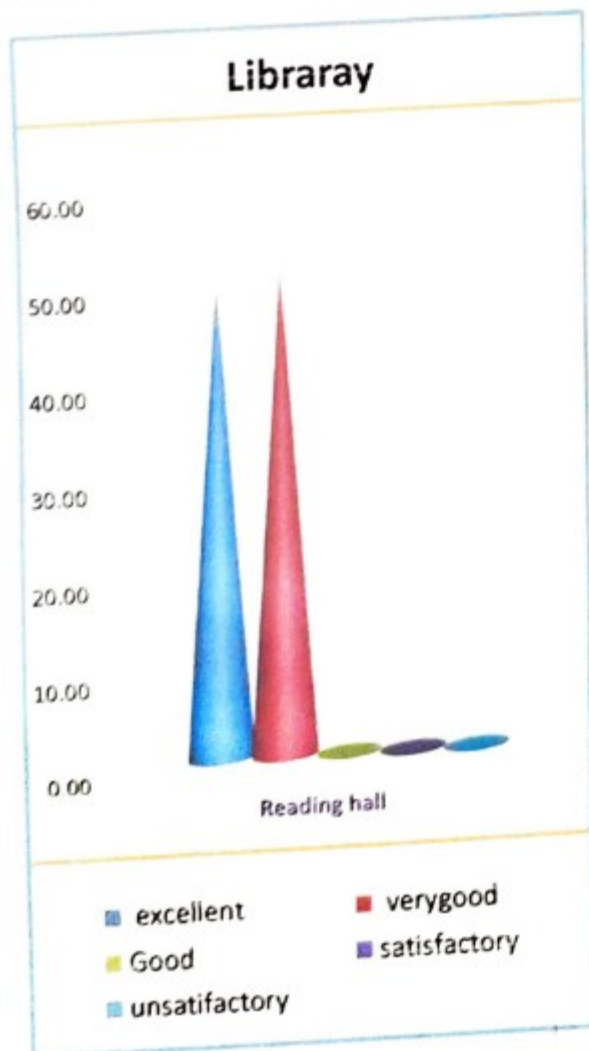


*[Signature]*  
**PRINCIPAL**  
 Govt. Naveen Girls College  
 Saikunthpur, Korea (C.G.)


# STUDENT FEEDBACK ANALYSIS

Questionnaire no. 1

Libraray		( Part 4)		Class B.sc. - 1st Year		session 2023-24	
A			B				
s.no	paramiters	Reading hall	paramiters	Avalibility of books	Other refrence books	News paper, magzines	Total
1	excellent	72	100 % complete	47	46	40	205
2	verygood	74	80-90 % complete	99	100	106	379
3	Good	0	70-80 % complete	0	0	0	0
4	satisfactory	0	60-70 % complete	0	0	0	0
5	unsatisfactory	0	Less then 60%	0	0	0	0
	percentage						
s.no	paramiters	Reading hall	paramiters	Avalibility of books	Other refrence books	News paper, magzines	Total
1	excellent	49.32	100 % complete	32.19	31.51	27.40	35.10
2	verygood	50.68	80-90 % complete	67.81	68.49	72.60	64.90
3	Good	0.00	70-80 % complete	0.00	0.00	0.00	0.00
4	satisfactory	0.00	60-70 % complete	0.00	0.00	0.00	0.00
5	unsatisfactory	0.00	Less then 60%	0.00	0.00	0.00	0.00



Feedback analysis was done and it was found that all the students are satisfied, necessary action was taken for quality improvement based on suggestions received from feedback.

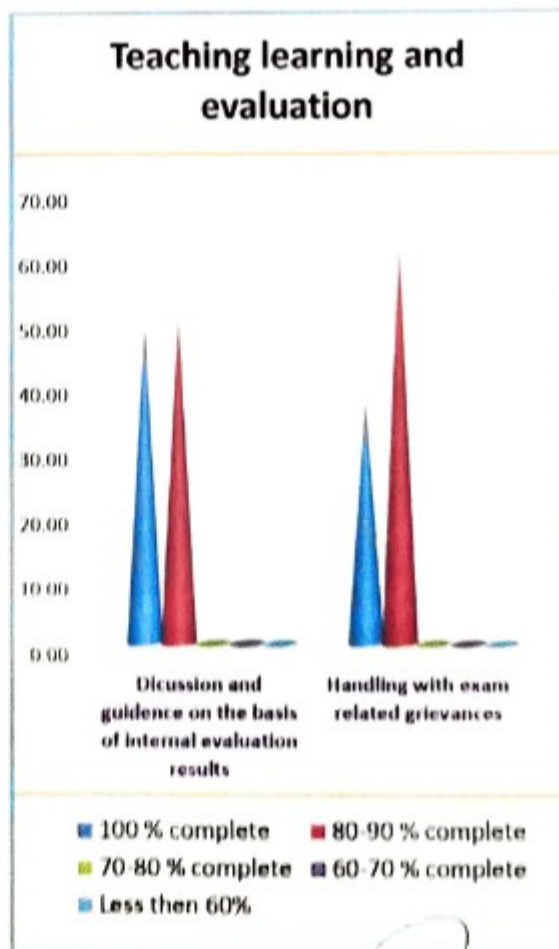
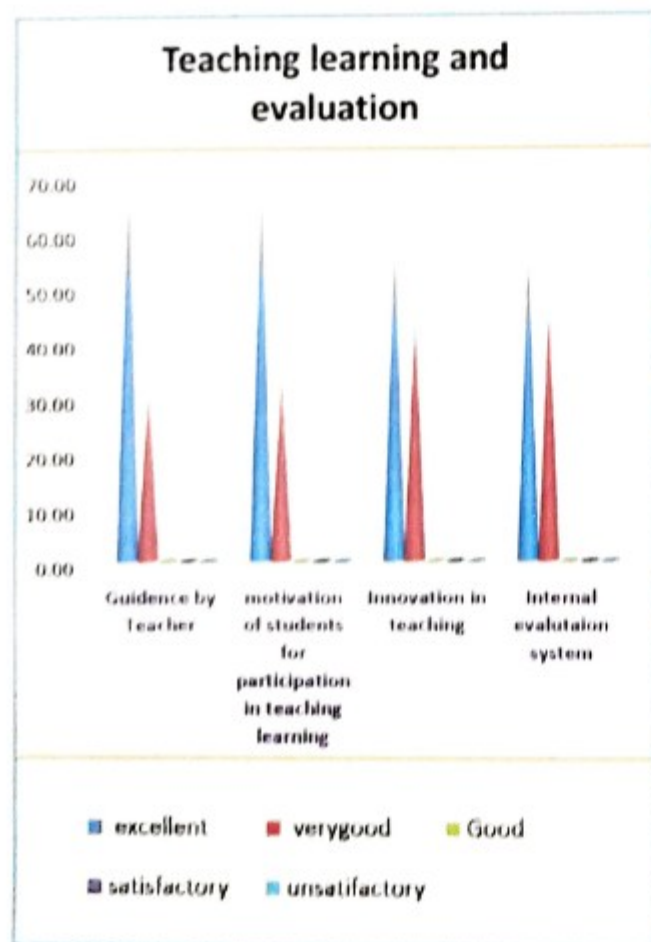


PRINCIPAL  
Govt. Navsari Girls College  
Rajapur, Dist. Navsari (C.O.)

# STUDENT FEEDBACK ANALYSIS

Questionnaire no. 1

Teaching learning and evaluation						( Part 5)	Class B.Sc. - 1st Year		session 2023-24		
A						B					
s.n	paramiters	Guidence by Teacher	motivation of students for participation in teaching learning	Innovation in teaching	Internal evalutaion system	paramiters	Dicussion and guidance on the basis of internal evaluation results	Handling with exam related grievances	Total		
1	excellent	100	98	82	80	100 % complete	72	55	487		
2	verygood	46	48	64	66	80-90 % complete	74	91	389		
3	Good	0	0	0	0	70-80 % complete	0	0	0		
4	satisfactory	0	0	0	0	60-70 % complete	0	0	0		
5	unsatisfactory	0	0	0	0	Less then 60%	0	0	0		
	percentage										
s.n	paramiters	Guidence by Teacher	motivation of students for participation in teaching learning	Innovation in teaching	Internal evalutaion system	paramiters	Dicussion and guidance on the basis of internal evaluation results	Handling with exam related grievances	Total		
1	excellent	68.49	67.12	56.16	54.79	100 % complete	49.32	37.67	55.59		
2	verygood	31.51	32.88	43.84	45.21	80-90 % complete	50.68	62.33	44.41		
3	Good	0.00	0.00	0.00	0.00	70-80 % complete	0.00	0.00	0.00		
4	satisfactory	0.00	0.00	0.00	0.00	60-70 % complete	0.00	0.00	0.00		
5	unsatisfactory	0.00	0.00	0.00	0.00	Less then 60%	0.00	0.00	0.00		



Feedback analysis was done and it was found that all the students are satisfied, necessary Action was taken for quality improvement based on suggestions received from feedback.



PRINCIPAL  
Govt.Naveen Girls College  
Balkunthpur, Korea (C.G.)

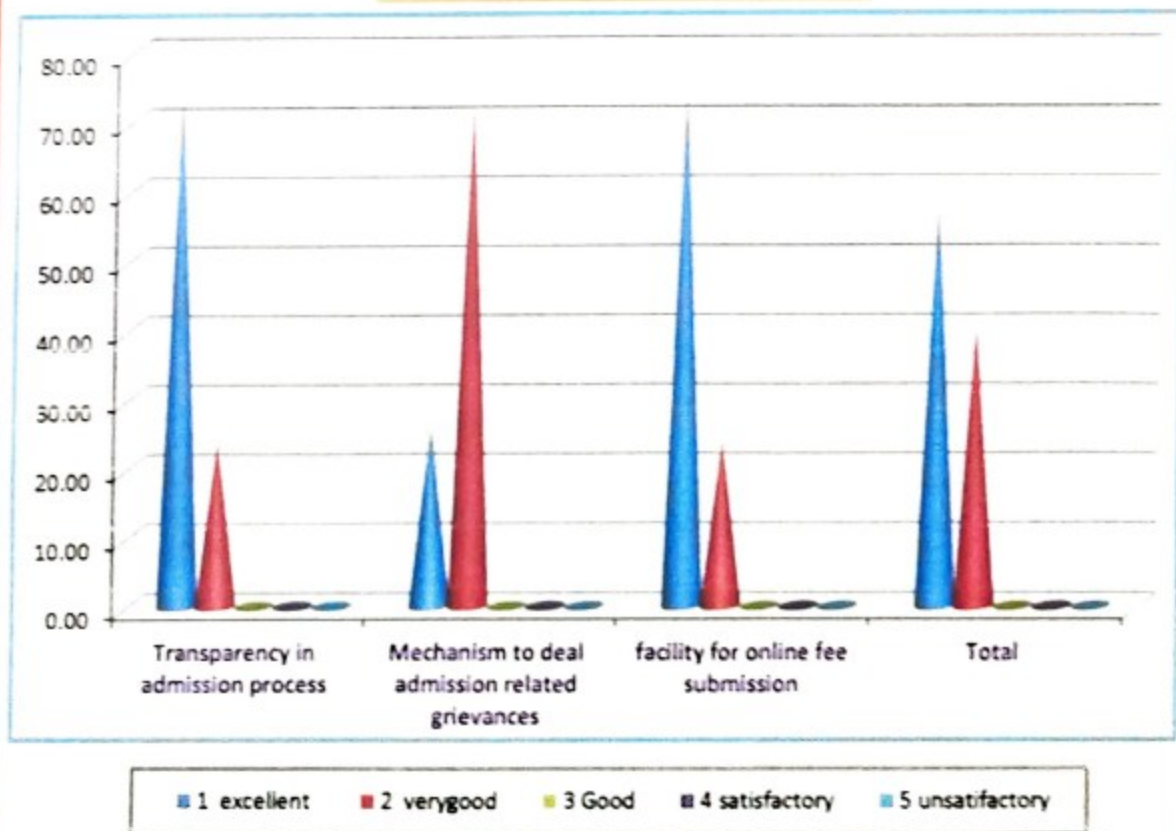
# STUDENT FEEDBACK ANALYSIS

Questionnaire no. 1

Admission process	( Part 1)	Class BSC -2nd Year	session 2023-24
-------------------	-----------	---------------------	-----------------

s.no	Paramiters	Transparency in admission process	Mechanism to deal admission related grievances	facility for online fee submission	Total
1	excellent	78	27	78	183
2	verygood	25	76	25	126
3	Good	0	0	0	0
4	satisfactory	0	0	0	0
5	unsatisfactory	0	0	0	0
	<b>Percentage</b>				
s.no	Paramiters	Transparency in admission process	Mechanism to deal admission related grievances	facility for online fee submission	Total
1	excellent	75.73	26.21	75.73	59.22
2	verygood	24.27	73.79	24.27	40.78
3	Good	0.00	0.00	0.00	0.00
4	satisfactory	0.00	0.00	0.00	0.00
5	unsatisfactory	0.00	0.00	0.00	0.00

**Admission process**



Feedback analysis was done and it was found that all the students are satisfied, necessary Action was taken for quality improvement based on suggestions received from feedback.

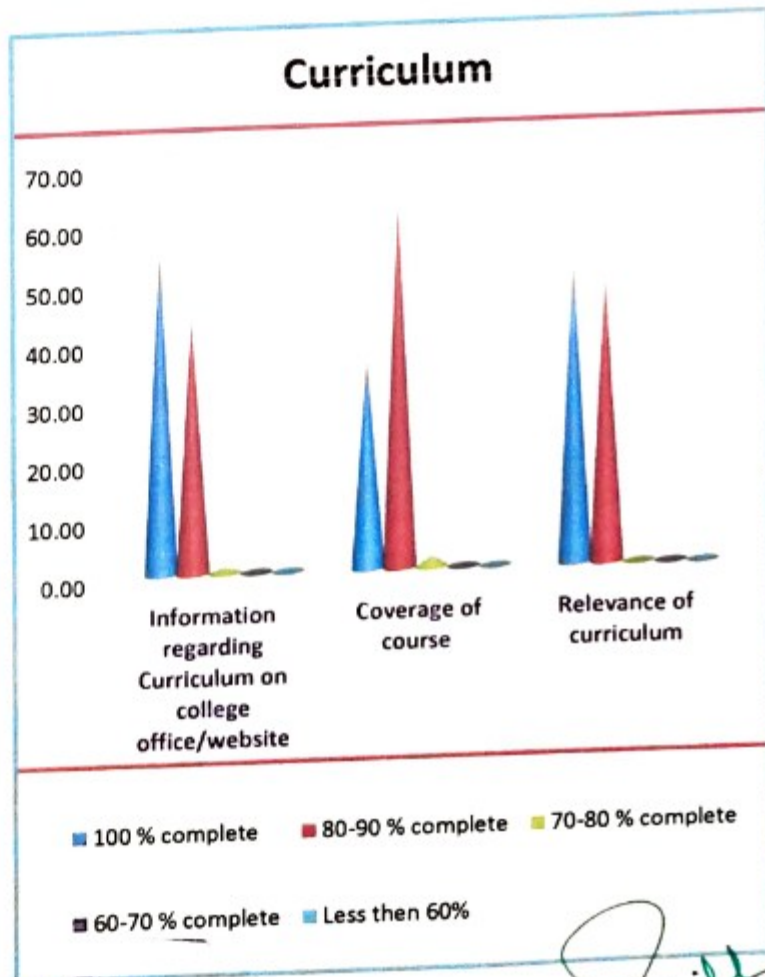
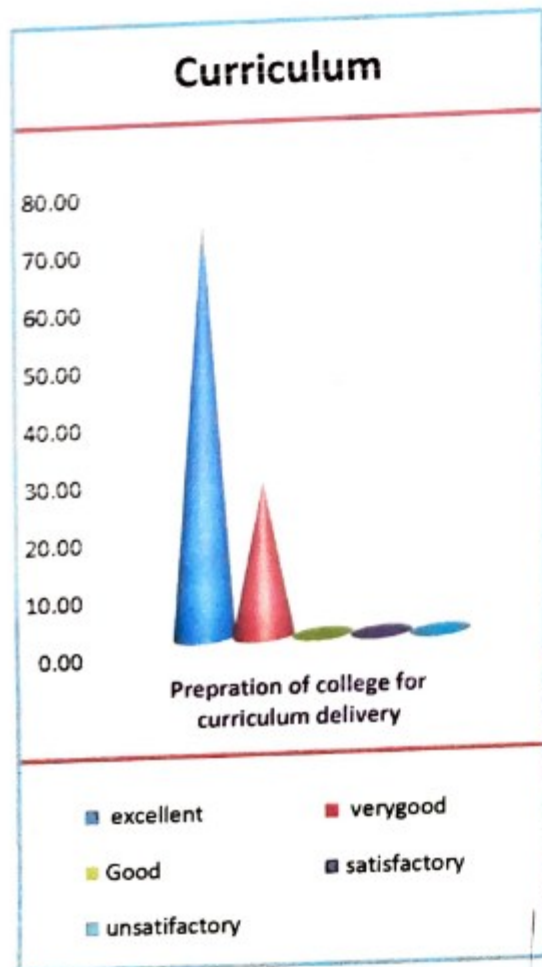


PRINCIPAL  
Govt. Naveen Girls College  
Saikunthpur, Korea (C.G)

# STUDENT FEEDBACK ANALYSIS

Questionnaire no. 1

Curriculum		( Part 2)		Class B,Sc. -2nd Year		session 2023-24	
A			B				
s.n o	paramiters	Prepration of college for curriculum delivery	paramiters	Information regarding Curriculum on college office/website	Coverage of course	Relevance of curriculum	Total
1	excellent	75	100 % complete	57	37	53	222
2	verygood	28	80-90 % complete	45	64	50	187
3	Good	0	70-80 % complete	1	2	0	3
4	satisfactory	0	60-70 % complete	0	0	0	0
5	unsatisfactory	0	Less then 60%	0	0	0	0
	percentage						
s.n o	paramiters	Prepration of college for curriculum delivery	paramiters	Information regarding Curriculum on college office/website	Coverage of course	Relevance of curriculum	Total
1	excellent	72.82	100 % complete	55.34	35.92	51.46	53.88
2	verygood	27.18	80-90 % complete	43.69	62.14	48.54	45.39
3	Good	0.00	70-80 % complete	0.97	1.94	0.00	0.73
4	satisfactory	0.00	60-70 % complete	0.00	0.00	0.00	0.00
5	unsatisfactory	0.00	Less then 60%	0.00	0.00	0.00	0.00



Feedback analysis was done and it was found that all the students are satisfied, necessary action was taken for quality improvement based on suggestions received from feedback.



PRINCIPAL  
Govt. Naveen Girls Colley  
Saikunthpur, Korea (C.G.)

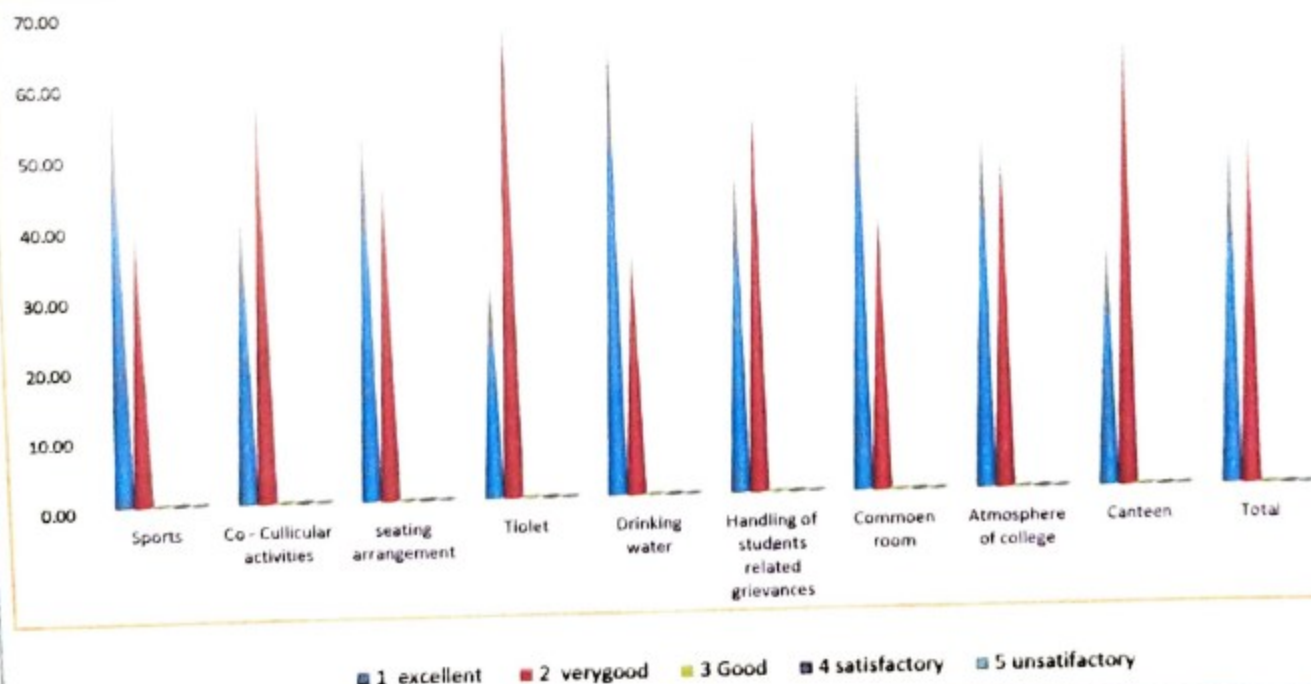
# STUDENT FEEDBACK ANALYSIS

Questionnaire no. 1

Infrastructure and facilities in college	( Part 3)	Class BSC -2 nd Year	session 2023-24
--	-----------	----------------------	-----------------

s.no	paramiters	Sports	Co - Cullicular activities	seating arrangement	Tiolet	Drinking water	Handling of students related grievances	Commoe n room	Atmosphere of college	Canteen	Total
1	excellent	62	43	55	32	67	47	62	53	36	457
2	verygood	41	60	48	71	36	56	41	50	67	470
3	Good	0	0	0	0	0	0	0	0	0	0
4	satisfactory	0	0	0	0	0	0	0	0	0	0
5	unsatisfactory	0	0	0	0	0	0	0	0	0	0
	percentage										
s.no	paramiters	Sports	Co - Cullicular activities	seating arrangement	Tiolet	Drinking water	Handling of students related grievances	Commoe n room	Atmosphere of college	Canteen	Total
1	excellent	60.19	41.75	53.40	31.07	65.05	45.63	60.19	51.46	34.95	49.30
2	verygood	39.81	58.25	46.60	68.93	34.95	54.37	39.81	48.54	65.05	50.70
3	Good	0.00	0.00	0.00	0.00	0.00	0.00	0.00	0.00	0.00	0.00
4	satisfactory	0.00	0.00	0.00	0.00	0.00	0.00	0.00	0.00	0.00	0.00
5	unsatisfactory	0.00	0.00	0.00	0.00	0.00	0.00	0.00	0.00	0.00	0.00

## Infrastructure and facilities in college



Feedback analysis was done and it was found that all the students are satisfied, necessary Action was taken for quality improvement based on suggestions received from feedback.



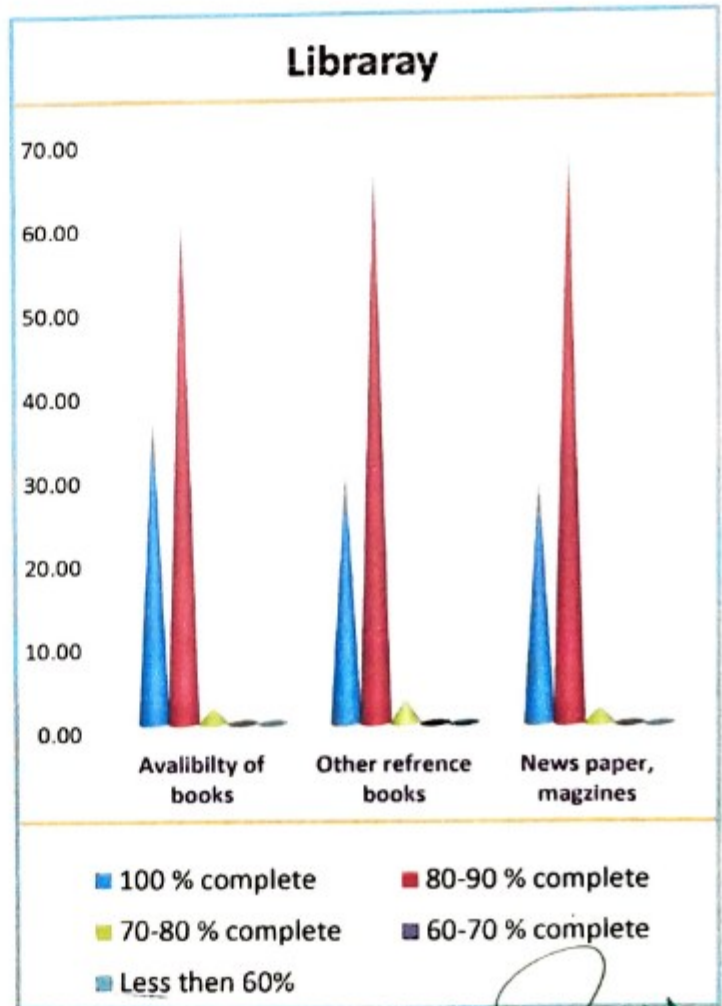
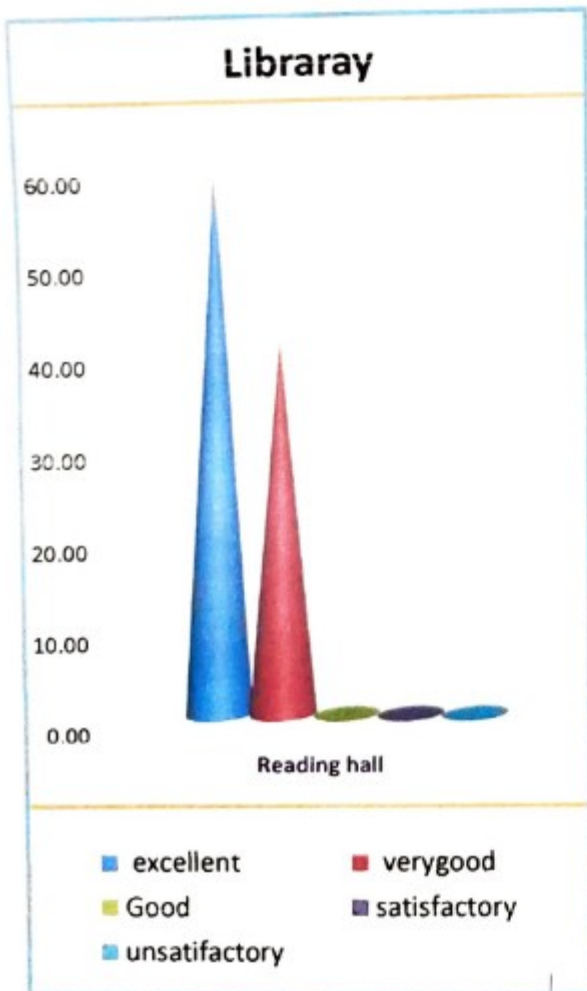
*[Signature]*  
**PRINCIPAL**  
 Govt. Naveen Girls' College  
 Baikunthpur, Korea (C.G.)

# STUDENT FEEDBACK ANALYSIS


Questionnaire no. 1

Libraray	( Part 4)	Class B.sc. - 2nd Year	session 2023-24
----------	-----------	------------------------	-----------------

A			B				Total
s.no	paramiters	Reading hall	paramiters	Availibility of books	Other refrence books	News paper, magzines	
1	excellent	61	100 % complete	38	31	30	160
2	verygood	42	80-90 % complete	63	69	71	245
3	Good	0	70-80 % complete	2	3	2	7
4	satisfactory	0	60-70 % complete	0	0	0	0
5	unsatisfactory	0	Less then 60%	0	0	0	0
	percentage						
s.no	paramiters	Reading hall	paramiters	Availibility of books	Other refrence books	News paper, magzines	Total
1	excellent	59.22	100 % complete	36.89	30.10	29.13	38.83
2	verygood	40.78	80-90 % complete	61.17	66.99	68.93	59.47
3	Good	0.00	70-80 % complete	1.94	2.91	1.94	1.70
4	satisfactory	0.00	60-70 % complete	0.00	0.00	0.00	0.00
5	unsatisfactory	0.00	Less then 60%	0.00	0.00	0.00	0.00



Feedback analysis was done and it was found that all the students are satisfied, necessary Action was taken for quality improvement based on suggestions received from feedback.



**PRINCIPAL**  
Sovt.Naveen Girls Coll  
Saikunthpur, Korea (C.A.)

# STUDENT FEEDBACK ANALYSIS

Questionnaire no. 1

Teaching learning and evaluation

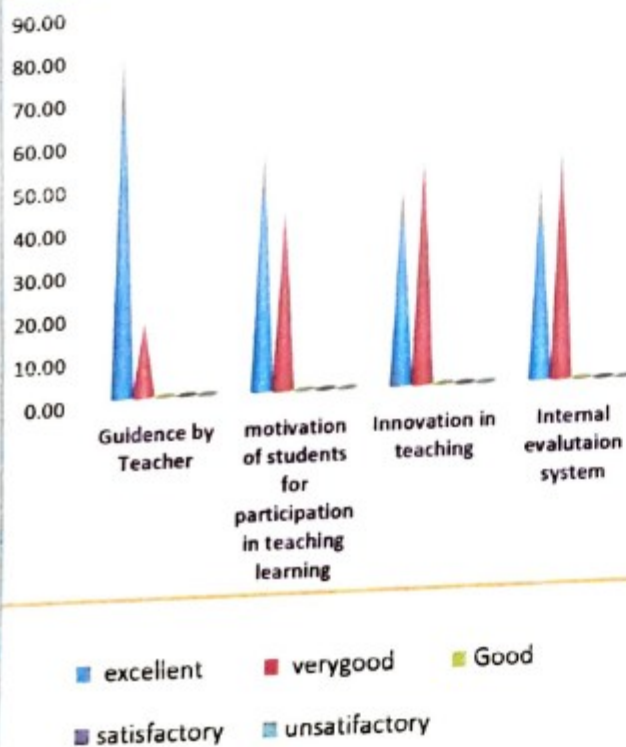
( Part 5 )

Class B.Sc. -2nd Year

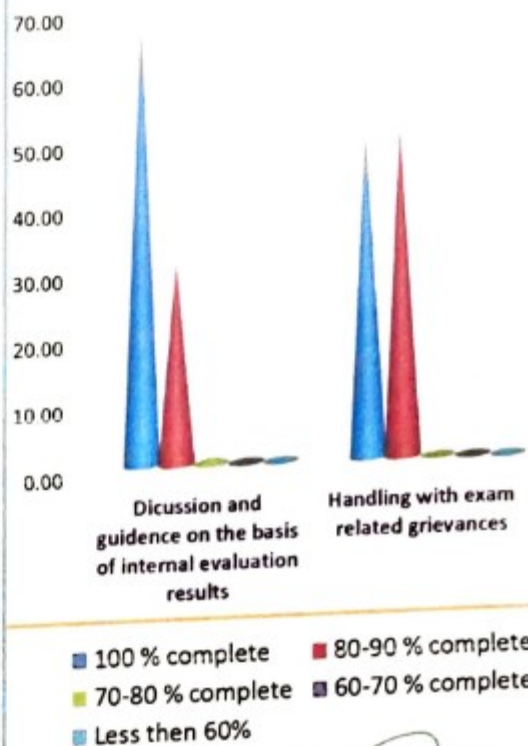
session 2023-24

A					B			Total	
s.n o	paramiters	Guidence by Teacher	motivation of students for participation in teaching learning	Innovation in teaching	Internal evalutaion system	paramiters	Dicussion and guidance on the basis of internal evaluation results		Handling with exam related grievances
1	excellent	85	59	48	48	100 % complete	70	51	361
2	verygood	18	44	55	55	80-90 % complete	32	52	256
3	Good	0	0	0	0	70-80 % complete	1	0	1
4	satisfactory	0	0	0	0	60-70 % complete	0	0	0
5	unsatisfactory	0	0	0	0	Less then 60%	0	0	0
percentage									
s.n o	paramiters	Guidence by Teacher	motivation of students for participation in teaching learning	Innovation in teaching	Internal evalutaion system	paramiters	Dicussion and guidance on the basis of internal evaluation results	Handling with exam related grievances	Total
1	excellent	82.52	57.28	46.60	46.60	100 % complete	67.96	49.51	58.41
2	verygood	17.48	42.72	53.40	53.40	80-90 % complete	31.07	50.49	41.42
3	Good	0.00	0.00	0.00	0.00	70-80 % complete	0.97	0.00	0.16
4	satisfactory	0.00	0.00	0.00	0.00	60-70 % complete	0.00	0.00	0.00
5	unsatisfactory	0.00	0.00	0.00	0.00	Less then 60%	0.00	0.00	0.00

### Teaching learning and evaluation



### Teaching learning and evaluation



Feedback analysis was done and it was found that all the students are satisfied, necessary Action

was taken for quality improvement based on suggestions received from feedback.



PRINCIPAL  
Govt. Naveen Girls College  
Balkunthpur, Korea (C.G.)

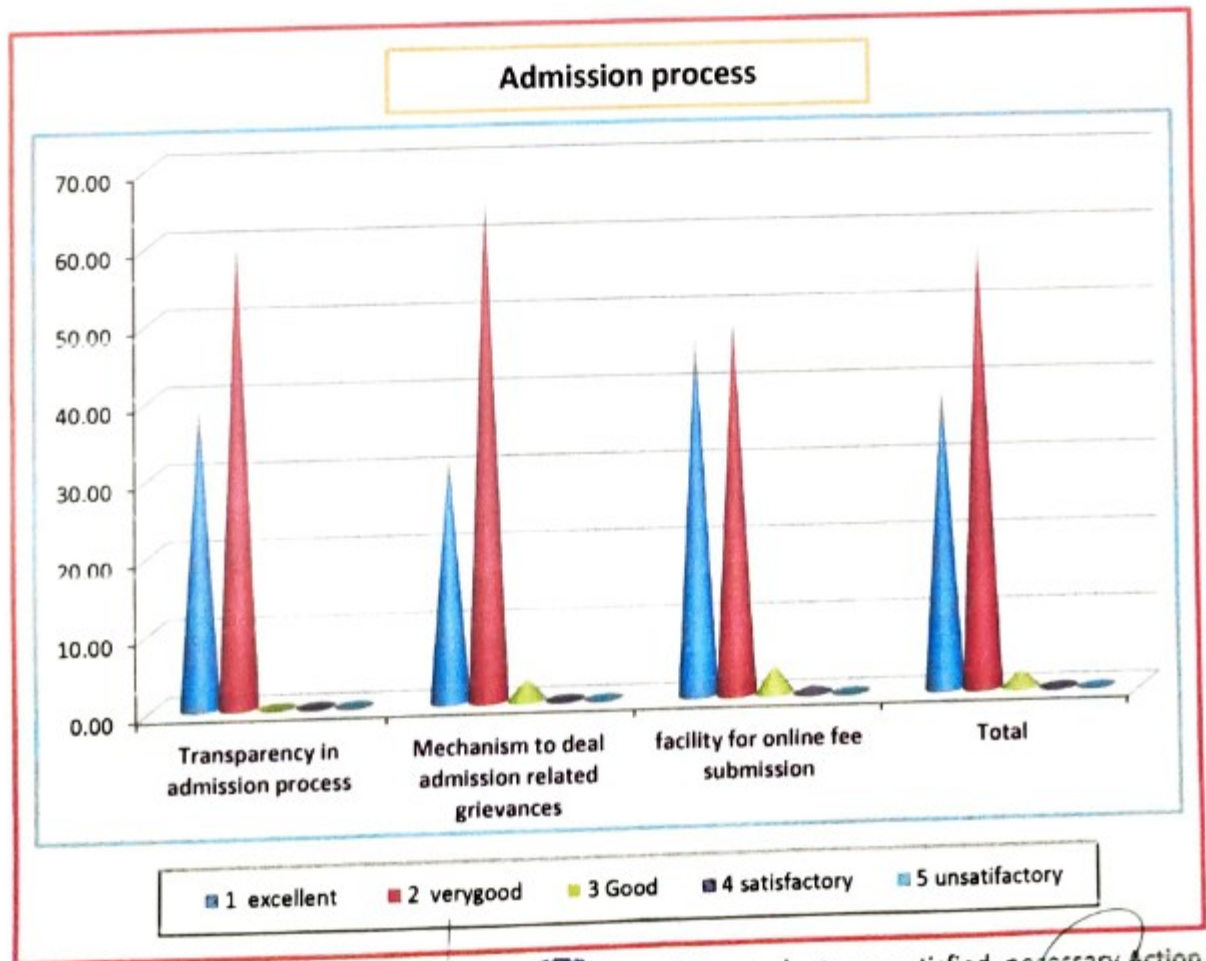


# STUDENT FEEDBACK ANALYSIS


Questionnaire no. 1

Admission process	( Part 1)	Class BSC -3rd Year	session 2023-24
-------------------	-----------	---------------------	-----------------

s.no	Paramiters	Transparency in admission process	Mechanism to deal admission related grievances	facility for online fee submission	Total
1	excellent	42	34	50	126
2	verygood	65	70	52	187
3	Good	0	3	4	7
4	satisfactory	0	0	1	1
5	unsatisfactory	0	0	0	0
<b>Percentage</b>					
s.no	Paramiters	Transparency in admission process	Mechanism to deal admission related grievances	facility for online fee submission	Total
1	excellent	39.25	31.78	46.73	39.25
2	verygood	60.75	65.42	48.60	58.26
3	Good	0.00	2.80	3.74	2.18
4	satisfactory	0.00	0.00	0.93	0.31
5	unsatisfactory	0.00	0.00	0.00	0.00



Feedback analysis was done and it was found that all the students are satisfied, necessary Action was taken for quality improvement based on suggestions received from feedback.

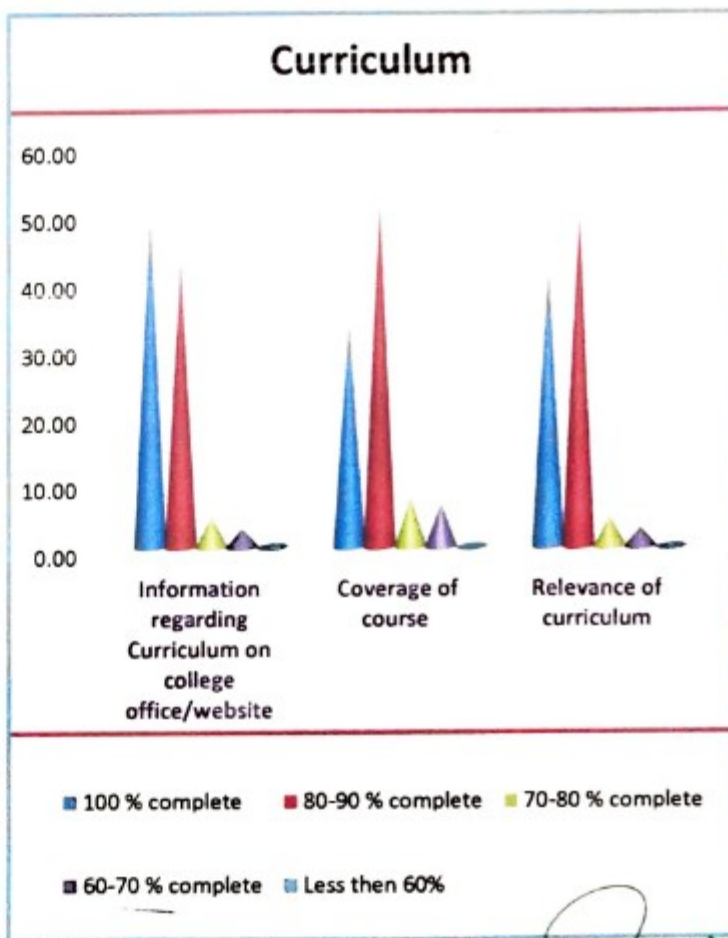
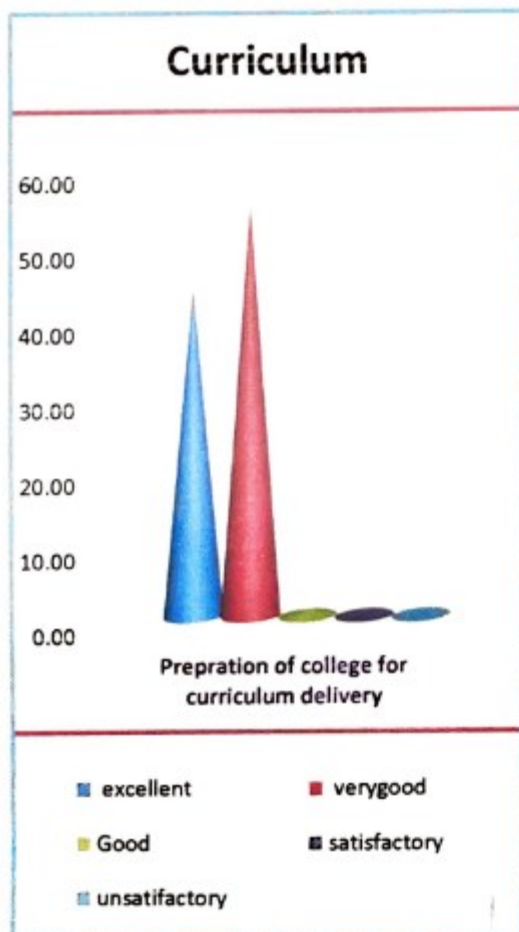


**PRINCIPAL**  
 Govt. Naveen Girls College  
 Baikunthpur, Korea (C.G.)

# STUDENT FEEDBACK ANALYSIS

Questionnaire no. 1

Curriculum		( Part 2)	Class B,Sc. -3rd Year	session 2023-24			
A		B					
s.no	paramiters	Prepration of college for curriculum delivery	paramiters	Information regarding Curriculum on college office/website	Coverage of course	Relevance of curriculum	Total
1	excellent	47	100 % complete	53	36	45	181
2	verygood	59	80-90 % complete	46	56	54	215
3	Good	1	70-80 % complete	5	8	5	19
4	satisfactory	0	60-70 % complete	3	7	3	13
5	unsatisfactory	0	Less then 60%	0	0	0	0
	percentage						
s.no	paramiters	Prepration of college for curriculum delivery	paramiters	Information regarding Curriculum on college office/website	Coverage of course	Relevance of curriculum	Total
1	excellent	43.93	100 % complete	49.53	33.64	42.06	42.29
2	verygood	55.14	80-90 % complete	42.99	52.34	50.47	50.23
3	Good	0.93	70-80 % complete	4.67	7.48	4.67	4.44
4	satisfactory	0.00	60-70 % complete	2.80	6.54	2.80	3.04
5	unsatisfactory	0.00	Less then 60%	0.00	0.00	0.00	0.00



Feedback analysis was done and it was found that all the students are satisfied, necessary action was taken for quality improvement based on suggestions received from feedback.



*[Signature]*  
**PRINCIPAL**  
 Govt. Naveen Girls College  
 Saikunthpur, Korea (C.G.)

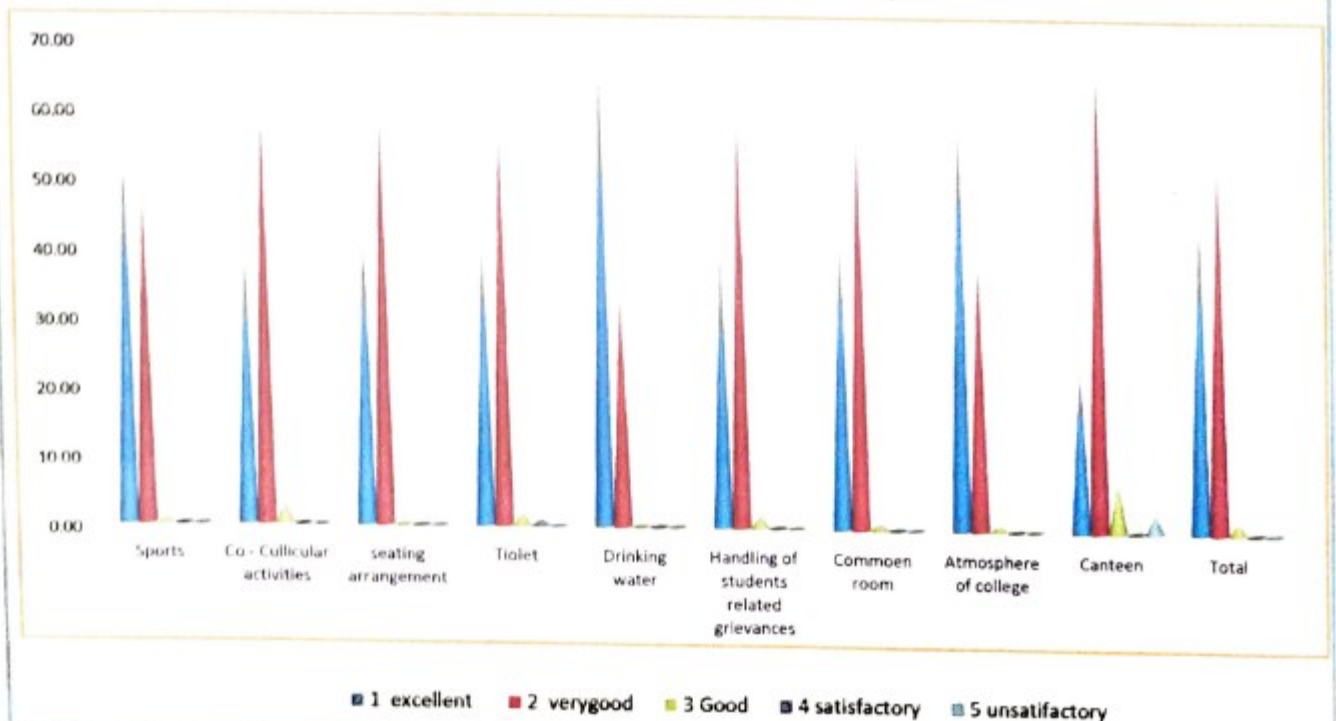
# STUDENT FEEDBACK ANALYSIS

Questionnaire no. 1

Infrastructure and facilities in college	( Part 3)	Class BSC -3rd Year	session 2023-24
--	-----------	---------------------	-----------------

s no	paramiters	Sports	Co - Cullicular activities	seating arrangement	Tiolet	Drinking water	Handling of students related grievances	Commoe n room	Atmosphere of college	Canteen	Total
1	excellent	56	41	44	43	71	42	45	64	25	431
2	verygood	50	63	63	61	36	63	61	42	71	510
3	Good	1	3	0	2	0	2	1	1	8	18
4	satisfactory	0	0	0	1	0	0	0	0	0	1
5	unsatisfactory	0	0	0	0	0	0	0	0	3	3
	percentage										
s.no	paramiters	Sports	Co - Cullicular activities	seating arrangement	Tiolet	Drinking water	Handling of students related grievances	Commoe n room	Atmosphere of college	Canteen	Total
1	excellent	52.34	38.32	41.12	40.19	66.36	39.25	42.06	59.81	23.36	44.76
2	verygood	46.73	58.88	58.88	57.01	33.64	58.88	57.01	39.25	66.36	52.96
3	Good	0.93	2.80	0.00	1.87	0.00	1.87	0.93	0.93	7.48	1.87
4	satisfactory	0.00	0.00	0.00	0.93	0.00	0.00	0.00	0.00	0.00	0.10
5	unsatisfactory	0.00	0.00	0.00	0.00	0.00	0.00	0.00	0.00	2.80	0.31

## Infrastrucure and facilities in college



Feedback analysis was done and it was found that all the students are satisfied, necessary Action was taken for quality improvement based on suggestions received from feedback.



*[Signature]*  
**PRINCIPAL**  
 Govt. Naveen Girls College  
 Sajikuntepur, Kora (C.G.)

# STUDENT FEEDBACK ANALYSIS

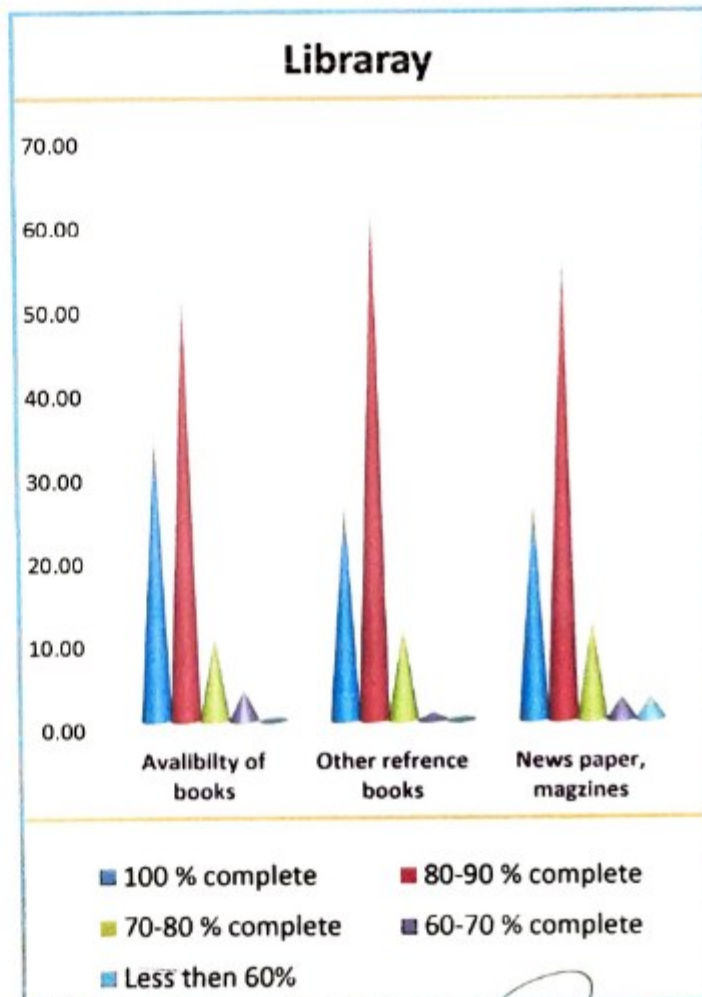
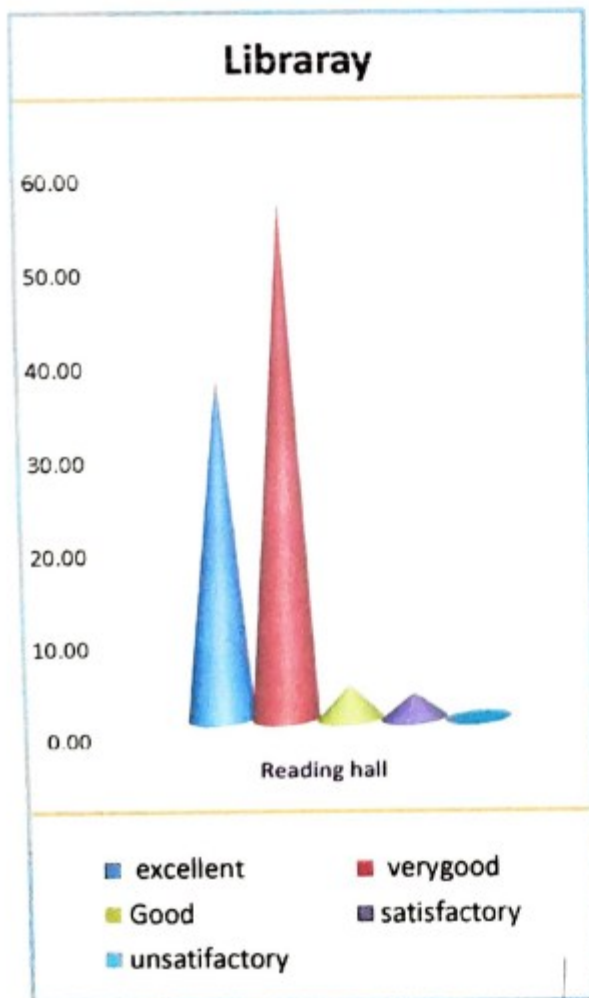
Questionnaire no. 1

Libraray	( Part 4)	Class B.sc. - 3rd Year	session 2023-24
----------	-----------	------------------------	-----------------

A			B				Total
s.no	paramiters	Reading hall	paramiters	Avalibility of books	Other refrence books	News paper, magzines	
1	excellent	40	100 % complete	37	28	28	133
2	verygood	60	80-90 % complete	55	66	60	241
3	Good	4	70-80 % complete	11	12	13	40
4	satisfactory	3	60-70 % complete	4	1	3	11
5	unsatisfactory	0	Less then 60%	0	0	3	3
	percentage						

s.no	paramiters	Reading hall	paramiters	Avalibility of books	Other refrence books	News paper, magzines	Total
1	excellent	37.38	100 % complete	34.58	26.17	26.17	31.07
2	verygood	56.07	80-90 % complete	51.40	61.68	56.07	56.31
3	Good	3.74	70-80 % complete	10.28	11.21	12.15	9.35
4	satisfactory	2.80	60-70 % complete	3.74	0.93	2.80	2.57
5	unsatisfactory	0.00	Less then 60%	0.00	0.00	2.80	0.70



Feedback analysis was done and it was found that all the students are satisfied, necessary Action was taken for quality improvement based on suggestions received from feedback.

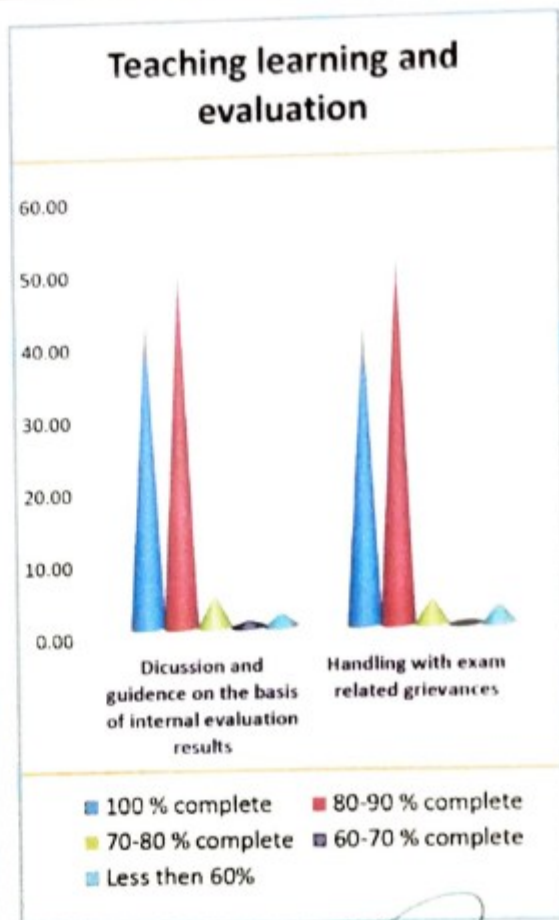
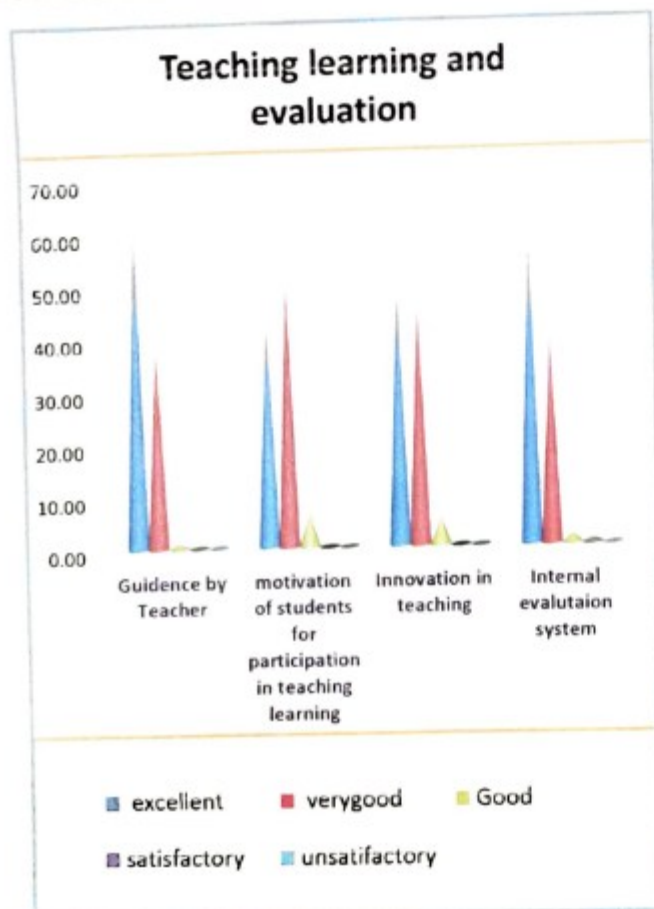


*[Signature]*  
**PRINCIPAL**  
 Govt. Naveen Girls College  
 Baikunthpur, Korea (C.G.)

# STUDENT FEEDBACK ANALYSIS

Questionnaire no. 1

Teaching learning and evaluation					( Part 5)	Class B.Sc. -3rd Year		session 2023-24	
A					B				
s.no	paramiters	Guidence by Teacher	motivation of students for participation in teaching learning	Innovation in teaching	Internal evalutaion system	paramiters	Dicussion and guidance on the basis of internal evaluation results	Handling with exam related grievances	Total
1	excellent	65	46	52	62	100 % complete	46	45	316
2	verygood	41	54	49	42	80-90 % complete	53	55	294
3	Good	1	7	6	2	70-80 % complete	5	4	25
4	satisfactory	0	0	0	1	60-70 % complete	1	0	2
5	unsatisfactory	0	0	0	0	Less then 60%	2	3	5
	percentage								
s.no	paramiters	Guidence by Teacher	motivation of students for participation in teaching learning	Innovation in teaching	Internal evalutaion system	paramiters	Dicussion and guidance on the basis of internal evaluation results	Handling with exam related grievances	Total
1	excellent	60.75	42.99	48.60	57.94	100 % complete	42.99	42.06	49.22
2	verygood	38.32	50.47	45.79	39.25	80-90 % complete	49.53	51.40	45.79
3	Good	0.93	6.54	5.61	1.87	70-80 % complete	4.67	3.74	3.89
4	satisfactory	0.00	0.00	0.00	0.93	60-70 % complete	0.93	0.00	0.31
5	unsatisfactory	0.00	0.00	0.00	0.00	Less then 60%	1.87	2.80	0.78



Feedback analysis was done and it was found that all the students are satisfied, necessary Action was taken for quality improvement based on suggestions received from feedback.



PRINCIPAL  
Govt. Naveen Girls College  
Balkunthpur, Korea (C.G.)

# STUDENT FEEDBACK ANALYSIS

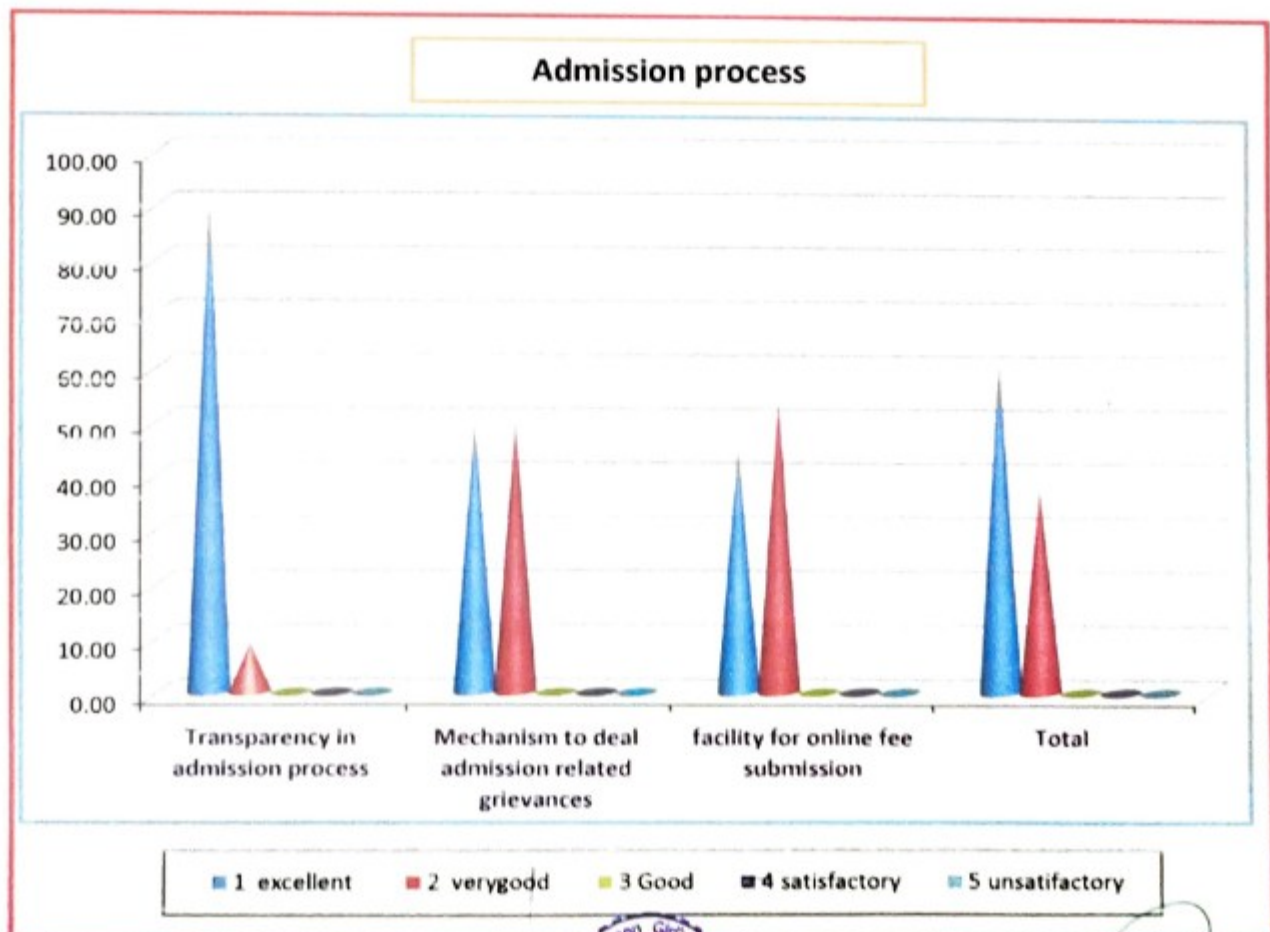
Questionnaire no. 1

Admission process	( Part 1)	Class M.A. II SEM. Sociology	session 2023-24
-------------------	-----------	---------------------------------	-----------------

s.no	Paramiters	Transparency in admission process	Mechanism to deal admission related grievances	facility for online fee submission	Total
1	excellent	20	11	10	41
2	verygood	2	11	12	25
3	Good	0	0	0	0
4	satisfactory	0	0	0	0
5	unsatisfactory	0	0	0	0
	<b>Percentage</b>				0

s.no	Paramiters	Transparency in admission process	Mechanism to deal admission related grievances	facility for online fee submission	Total
1	excellent	90.91	50.00	45.45	62.12
2	verygood	9.09	50.00	54.55	37.88
3	Good	0.00	0.00	0.00	0.00
4	satisfactory	0.00	0.00	0.00	0.00
5	unsatisfactory	0.00	0.00	0.00	0.00



Feedback analysis was done and it was found that the students are satisfied, necessary Action was taken for quality improvement based on suggestions received from feedback.

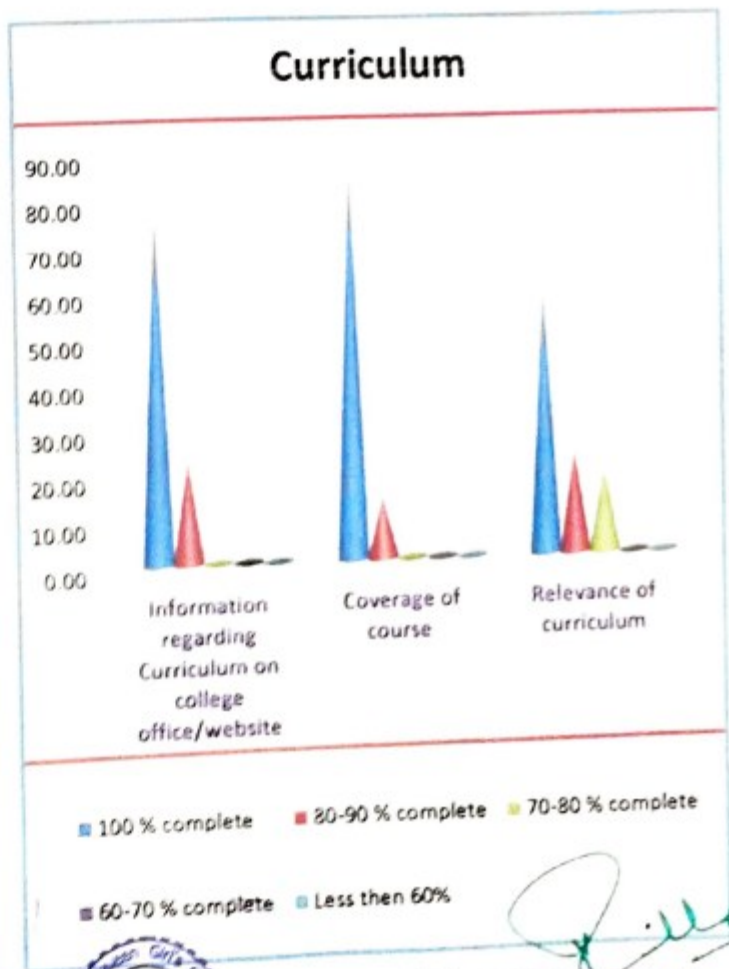
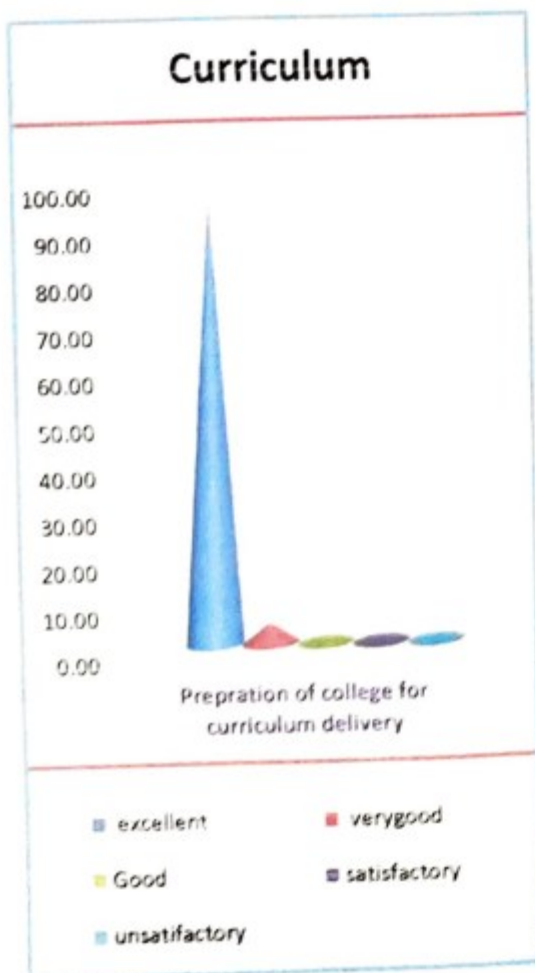


  
**PRINCIPAL**  
 Govt.Naveen Girls Colle  
 Baikunthpur, Korea (C.G)

# STUDENT FEEDBACK ANALYSIS

Questionnaire no. 1

Curriculum		( Part 2)		Class M,A. -II sem. Sociology		session 2023-24	
A			B				
s.n o	paramiters	Prepration of college for curriculum delivery	paramiters	Information regarding Curriculum on college office/website	Coverage of course	Relevance of curriculum	Total
1	excellent	21	100 % complete	17	19	13	70
2	verygood	1	80-90 % complete	5	3	5	14
3	Good	0	70-80 % complete	0	0	4	4
4	satisfactory	0	60-70 % complete	0	0	0	0
5	unsatisfactory	0	Less then 60%	0	0	0	0
percentage							
s.n o	paramiters	Prepration of college for curriculum delivery	paramiters	Information regarding Curriculum on college office/website	Coverage of course	Relevance of curriculum	Total
1	excellent	95.45	100 % complete	77.27	86.36	59.09	79.55
2	verygood	4.55	80-90 % complete	22.73	13.64	22.73	15.91
3	Good	0.00	70-80 % complete	0.00	0.00	18.18	4.55
4	satisfactory	0.00	60-70 % complete	0.00	0.00	0.00	0.00
5	unsatisfactory	0.00	Less then 60%	0.00	0.00	0.00	0.00



Feedback analysis was done and it was found that 81% students are satisfied, necessary action was taken for quality improvement based on suggestions received from feedback.



PRINCIPAL  
Govt. Naveen Girls College  
Baikunthpur, Korea (C.G.)

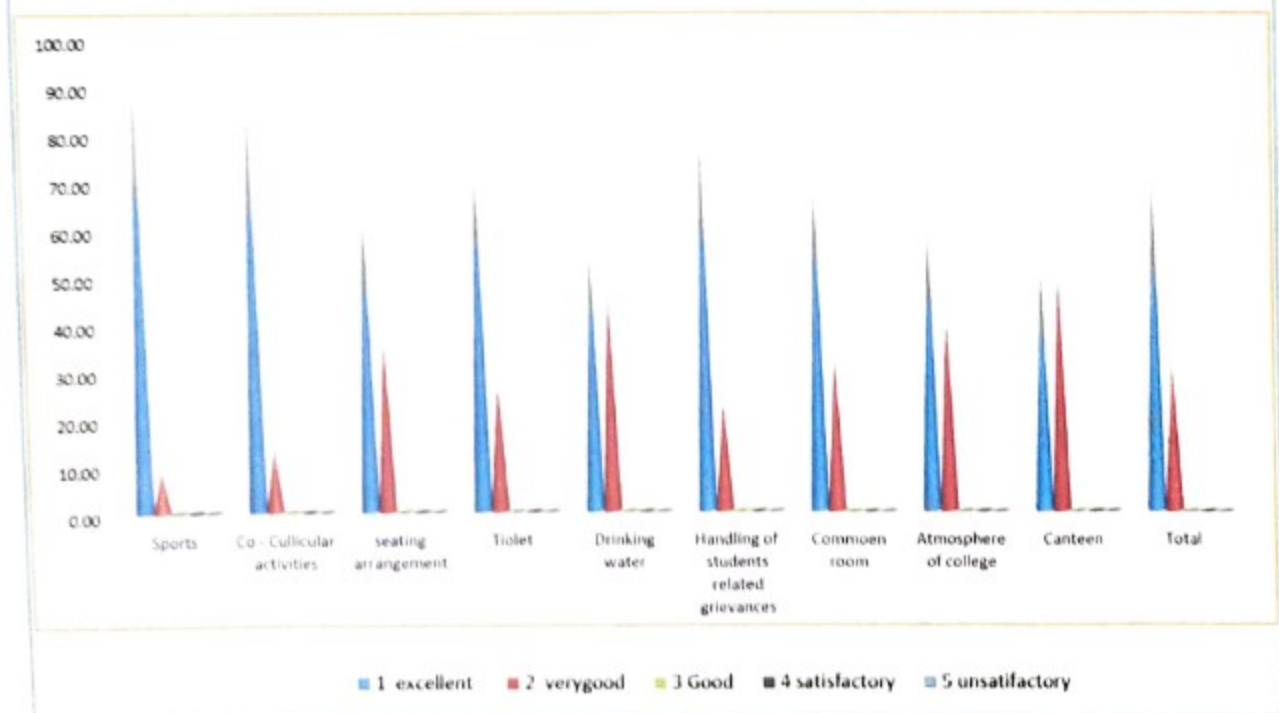
# STUDENT FEEDBACK ANALYSIS

Questionnaire no. 1

Infrastructure and facilities in college	( Part 3)	Class M.A II SEM. Sociology	session 2023-24
--	-----------	--------------------------------	-----------------

s.no	paramiters	Sports	Co - Cullicular activities	seating arrangement	Tiolet	Drinking water	Handling of students related grievances	Commoe n room	Atmosphere of college	Canteen	Total
1	excellent	20	19	14	16	12	17	15	13	11	137
2	verygood	2	3	8	6	10	5	7	9	11	61
3	Good	0	0	0	0	0	0	0	0	0	0
4	satisfactory	0	0	0	0	0	0	0	0	0	0
5	unsatisfactory	0	0	0	0	0	0	0	0	0	0
	percentage										
s.no	paramiters	Sports	Co - Cullicular activities	seating arrangement	Tiolet	Drinking water	Handling of students related grievances	Commoe n room	Atmosphere of college	Canteen	Total
1	excellent	90.91	86.36	63.64	72.73	54.55	77.27	68.18	59.09	50.00	69.19
2	verygood	9.09	13.64	36.36	27.27	45.45	22.73	31.82	40.91	50.00	30.81
3	Good	0.00	0.00	0.00	0.00	0.00	0.00	0.00	0.00	0.00	0.00
4	satisfactory	0.00	0.00	0.00	0.00	0.00	0.00	0.00	0.00	0.00	0.00
5	unsatisfactory	0.00	0.00	0.00	0.00	0.00	0.00	0.00	0.00	0.00	0.00

## Infrastructure and facilities in college



Feedback analysis was done and it was found that all the students are satisfied, necessary Action was taken for quality improvement based on suggestions received from feedback.



*[Signature]*  
PRINCIPAL  
Govt. Naveen Girls College  
Baikunthpur, Korea (C.G.)

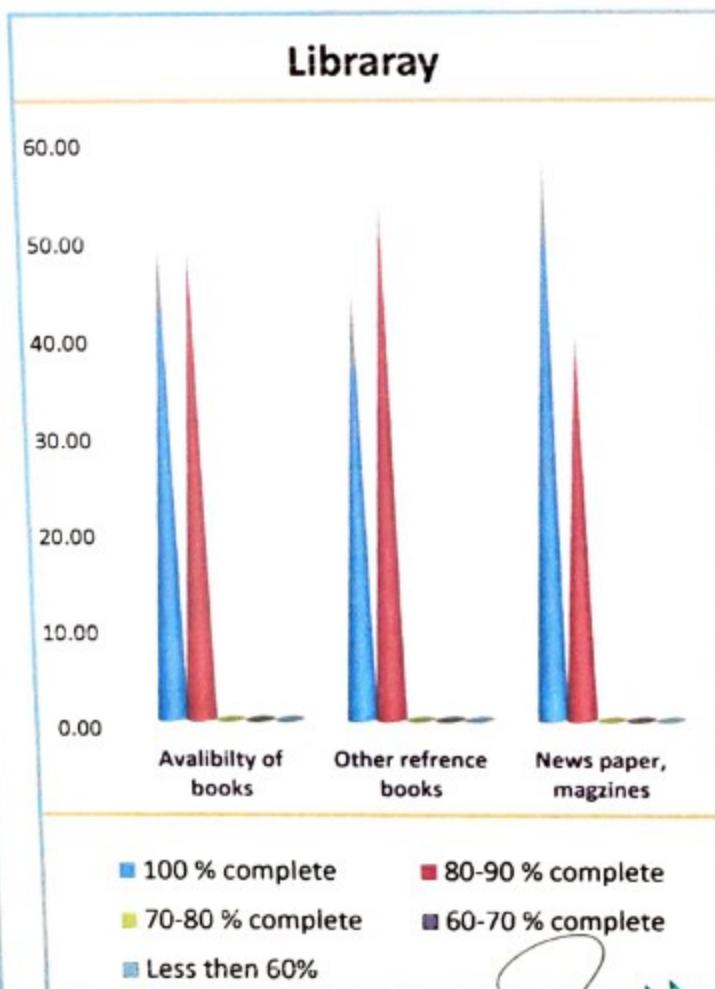
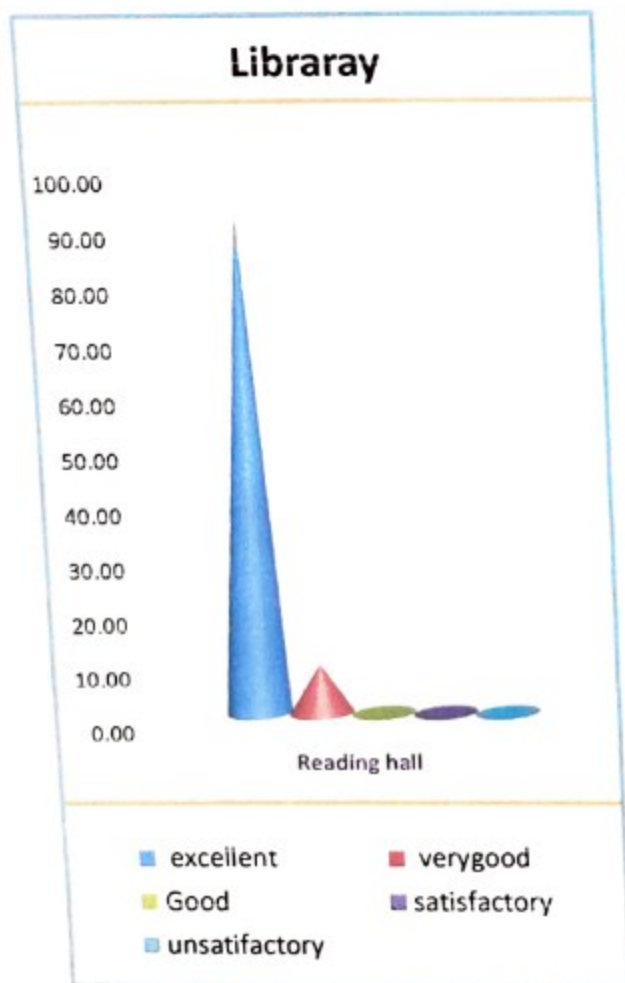


# STUDENT FEEDBACK ANALYSIS

Questionnaire no. 1

Libraray	( Part 4)	Class M.A. - II Sem. Sociology	session 2023-24
----------	-----------	--------------------------------	-----------------

A			B				Total
s.no	paramiters	Reading hall	paramiters	Avalibility of books	Other refrence books	News paper, magzines	
1	excellent	20	100 % complete	11	10	13	54
2	verygood	2	80-90 % complete	11	12	9	34
3	Good	0	70-80 % complete	0	0	0	0
4	satisfactory	0	60-70 % complete	0	0	0	0
5	unsatisfactory	0	Less then 60%	0	0	0	0
	percentage						
s.no	paramiters	Reading hall	paramiters	Avalibility of books	Other refrence books	News paper, magzines	Total
1	excellent	90.91	100 % complete	50.00	45.45	59.09	61.36
2	verygood	9.09	80-90 % complete	50.00	54.55	40.91	38.64
3	Good	0.00	70-80 % complete	0.00	0.00	0.00	0.00
4	satisfactory	0.00	60-70 % complete	0.00	0.00	0.00	0.00
5	unsatisfactory	0.00	Less then 60%	0.00	0.00	0.00	0.00



Feedback analysis was done and it was found that all the students are satisfied, necessary Action was taken for quality improvement based on suggestions received from feedback.

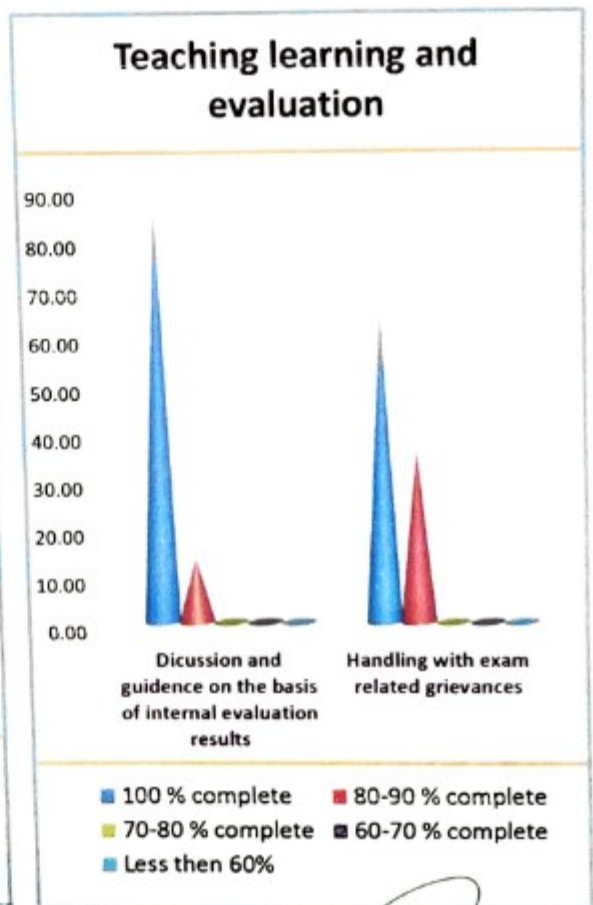
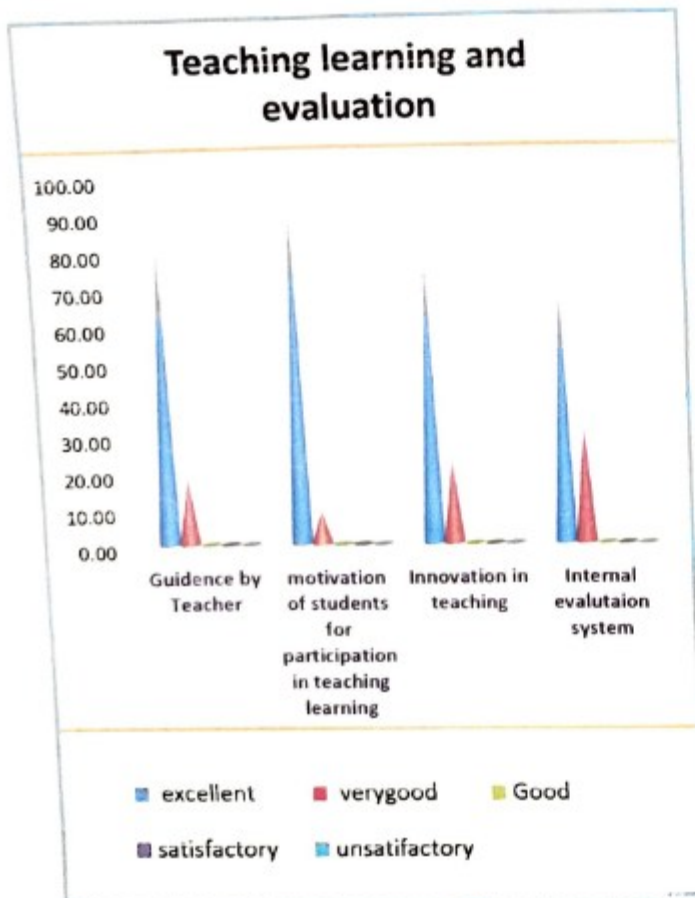


**PRINCIPAL**  
Govt. Naveen Girls College  
Saikunthpur, Korea (C.G.)

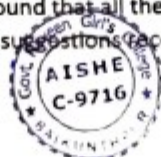
# STUDENT FEEDBACK ANALYSIS

Questionnaire no. 1

		Teaching learning and evaluation				( Part 5)	Class M.A. II Sem. Sociology		session 2023-24	
		A				B				
s.n o	paramiters	Guidence by Teacher	motivation of students for participation in teaching learning	Innovation in teaching	Internal evalutaion system	paramiters	Dicussion and guidance on the basis of internal evaluation results	Handling with exam related grievances	Total	
1	excellent	18	20	17	15	100 % complete	19	14	103	
2	verygood	4	2	5	7	80-90 % complete	3	8	29	
3	Good	0	0	0	0	70-80 % complete	0	0	0	
4	satisfactory	0	0	0	0	60-70 % complete	0	0	0	
5	unsatisfactory	0	0	0	0	Less then 60%	0	0	0	
percentage										
s.n o	paramiters	Guidence by Teacher	motivation of students for participation in teaching learning	Innovation in teaching	Internal evalutaion system	paramiters	Dicussion and guidance on the basis of internal evaluation results	Handling with exam related grievances	Total	
1	excellent	81.82	90.91	77.27	68.18	100 % complete	86.36	63.64	78.03	
2	verygood	18.18	9.09	22.73	31.82	80-90 % complete	13.64	36.36	21.97	
3	Good	0.00	0.00	0.00	0.00	70-80 % complete	0.00	0.00	0.00	
4	satisfactory	0.00	0.00	0.00	0.00	60-70 % complete	0.00	0.00	0.00	
5	unsatisfactory	0.00	0.00	0.00	0.00	Less then 60%	0.00	0.00	0.00	



Feedback analysis was done and it was found that all the students are satisfied, necessary Action was taken for quality improvement based on suggestions received from feedback.



*[Signature]*  
**PRINCIPAL**  
 Govt. Naveen Girls College  
 Saikunthpur, Korea (C.G.)

# STUDENT FEEDBACK ANALYSIS

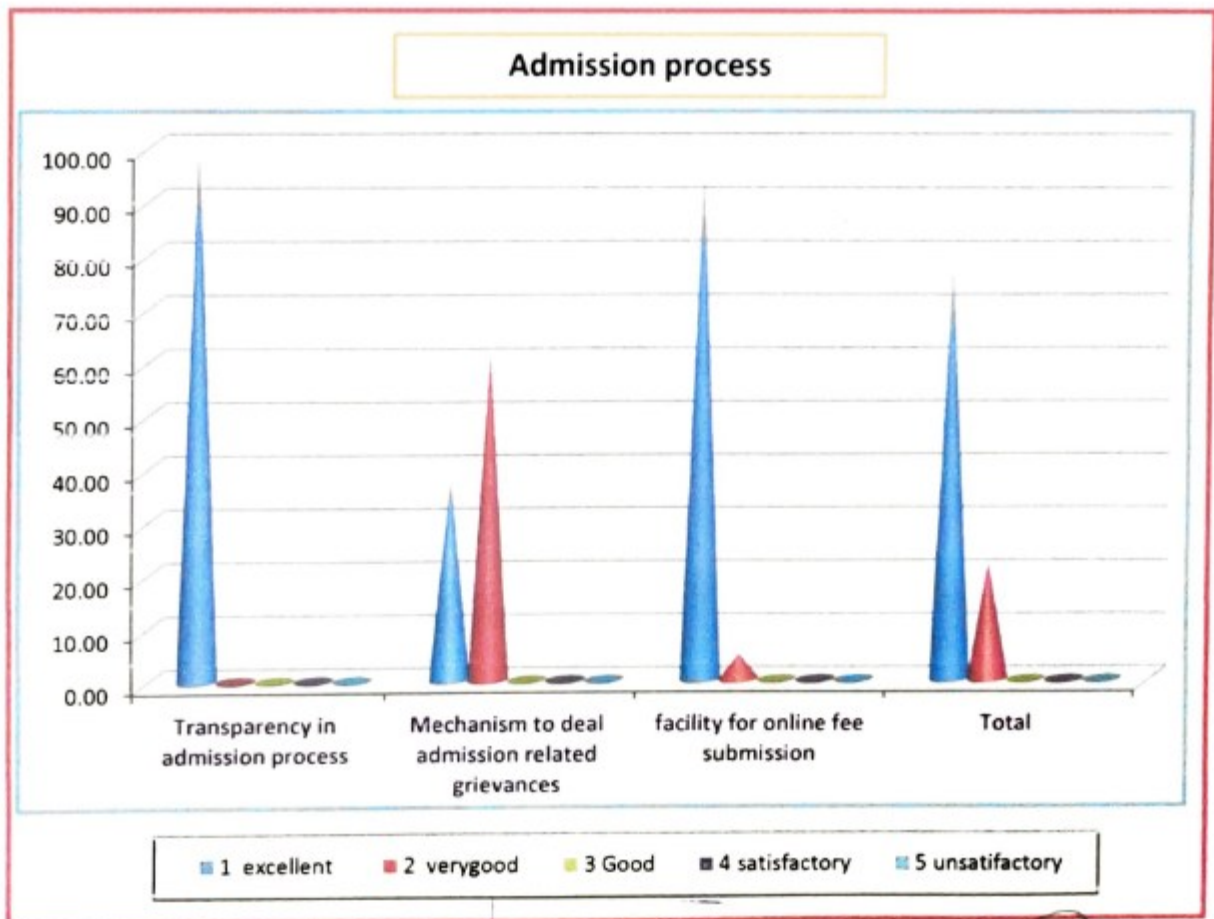
Questionnaire no. 1

Admission process	( Part 1)	Class M.A. IV SEM. Sociology	session 2023-24
-------------------	-----------	---------------------------------	-----------------

s.no	Paramiters	Transparency in admission process	Mechanism to deal admission related grievances	facility for online fee submission	Total
1	excellent	21	8	20	49
2	verygood	0	13	1	14
3	Good	0	0	0	0
4	satisfactory	0	0	0	0
5	unsatisfactory	0	0	0	0
	Percentage				0

s.no	Paramiters	Transparency in admission process	Mechanism to deal admission related grievances	facility for online fee submission	Total
1	excellent	100.00	38.10	95.24	77.78
2	verygood	0.00	61.90	4.76	22.22
3	Good	0.00	0.00	0.00	0.00
4	satisfactory	0.00	0.00	0.00	0.00
5	unsatisfactory	0.00	0.00	0.00	0.00



Feedback analysis was done and it was found that all the students are satisfied, necessary Action was taken for quality improvement based on suggestions received from feedback.



PRINCIPAL  
Govt. Naveen Girls College,  
Saikunthpur, Korea (C.G.)

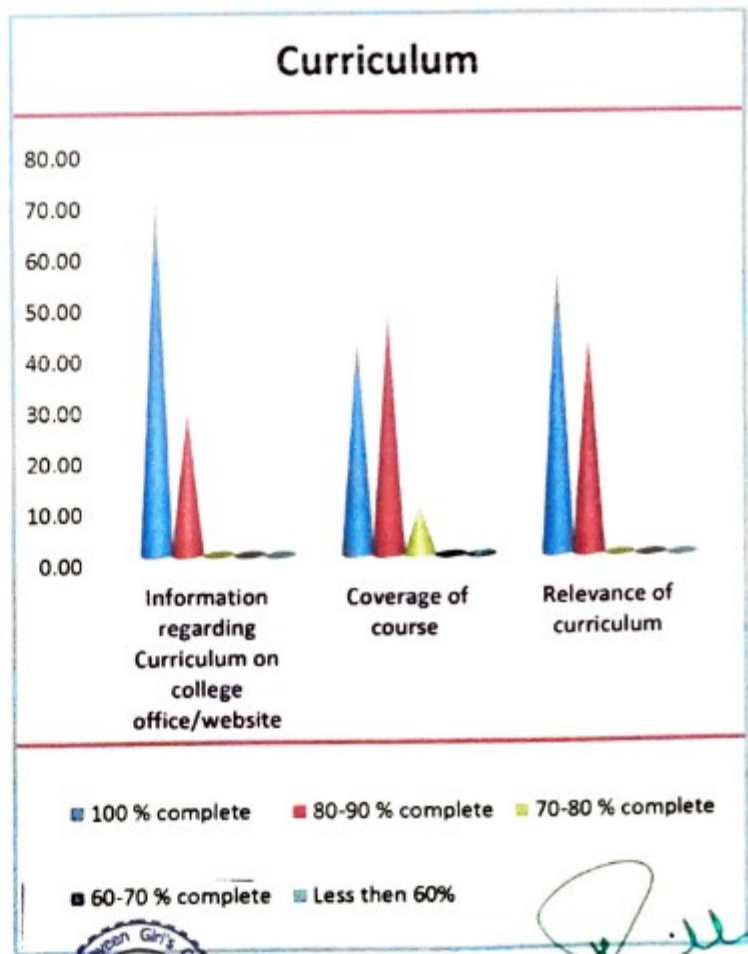
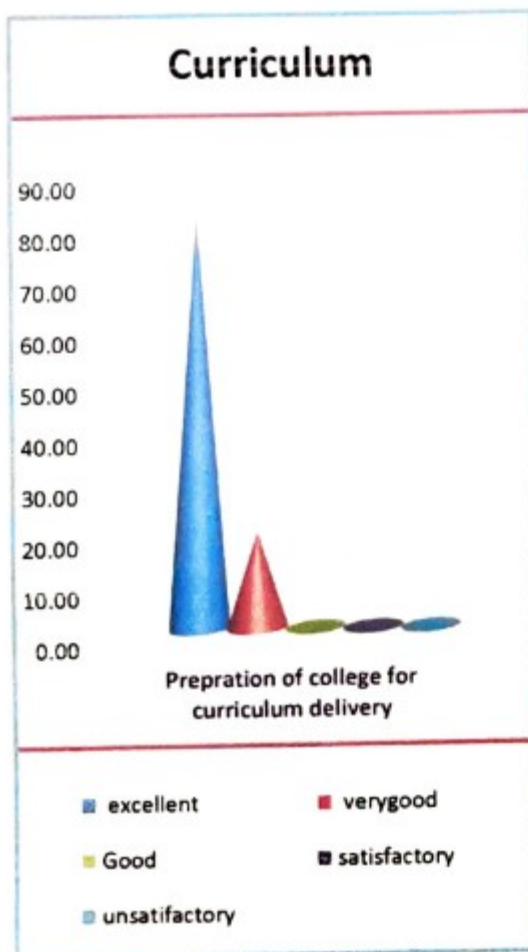
# STUDENT FEEDBACK ANALYSIS

Questionnaire no. 1

Curriculum		( Part 2)	Class M,A. -IV sem. Sociology	session 2023-24
A		B		

s.no	paramiters	Prepration of college for curriculum delivery	paramiters	Information regarding Curriculum on college office/website	Coverage of course	Relevance of curriculum	Total
1	excellent	17	100 % complete	15	9	12	53
2	verygood	4	80-90 % complete	6	10	9	29
3	Good	0	70-80 % complete	0	2	0	2
4	satisfactory	0	60-70 % complete	0	0	0	0
5	unsatisfactory	0	Less then 60%	0	0	0	0

s.no	paramiters	Prepration of college for curriculum delivery	paramiters	Information regarding Curriculum on college office/website	Coverage of course	Relevance of curriculum	Total
1	excellent	80.95	100 % complete	71.43	42.86	57.14	63.10
2	verygood	19.05	80-90 % complete	28.57	47.62	42.86	34.52
3	Good	0.00	70-80 % complete	0.00	9.52	0.00	2.38
4	satisfactory	0.00	60-70 % complete	0.00	0.00	0.00	0.00
5	unsatisfactory	0.00	Less then 60%	0.00	0.00	0.00	0.00



Feedback analysis was done and it was found that all the students are satisfied, necessary action was taken for quality improvement based on suggestions received from feedback.



PRINCIPAL  
Govt. Naveen Girls College  
Saikunthpur, Korea (C.G.)

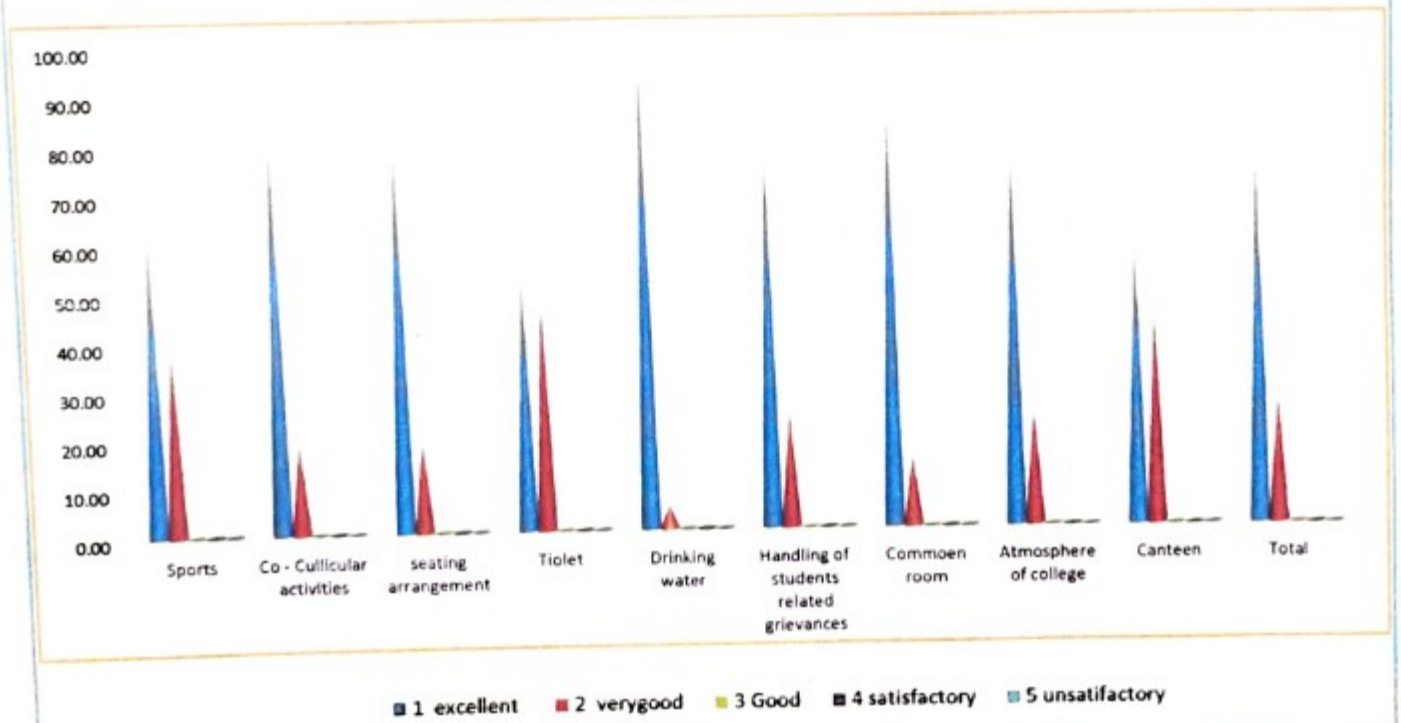
# STUDENT FEEDBACK ANALYSIS

Questionnaire no. 1

Infrastructure and facilities in college	( Part 3)	Class M.A. IV SEM. Sociology	session 2023-24
--	-----------	---------------------------------	-----------------

s.no	paramiters	Sports	Co - Cullicular activities	seating arrangement	Tiolet	Drinking water	Handling of students related grievances	Commoe n room	Atmosphere of college	Canteen	Total
1	excellent	13	17	17	11	20	16	18	16	12	140
2	verygood	8	4	4	10	1	5	3	5	9	49
3	Good	0	0	0	0	0	0	0	0	0	0
4	satisfactory	0	0	0	0	0	0	0	0	0	0
5	unsatisfactory	0	0	0	0	0	0	0	0	0	0
	percentage										
s.no	paramiters	Sports	Co - Cullicular activities	seating arrangement	Tiolet	Drinking water	Handling of students related grievances	Commoe n room	Atmosphere of college	Canteen	Total
1	excellent	61.90	80.95	80.95	52.38	95.24	76.19	85.71	76.19	57.14	74.07
2	verygood	38.10	19.05	19.05	47.62	4.76	23.81	14.29	23.81	42.86	25.93
3	Good	0.00	0.00	0.00	0.00	0.00	0.00	0.00	0.00	0.00	0.00
4	satisfactory	0.00	0.00	0.00	0.00	0.00	0.00	0.00	0.00	0.00	0.00
5	unsatisfactory	0.00	0.00	0.00	0.00	0.00	0.00	0.00	0.00	0.00	0.00

## Infrastructure and facilities in college



Feedback analysis was done and it was found that all the students are satisfied, necessary Action was taken for quality improvement based on suggestions received from feedback.



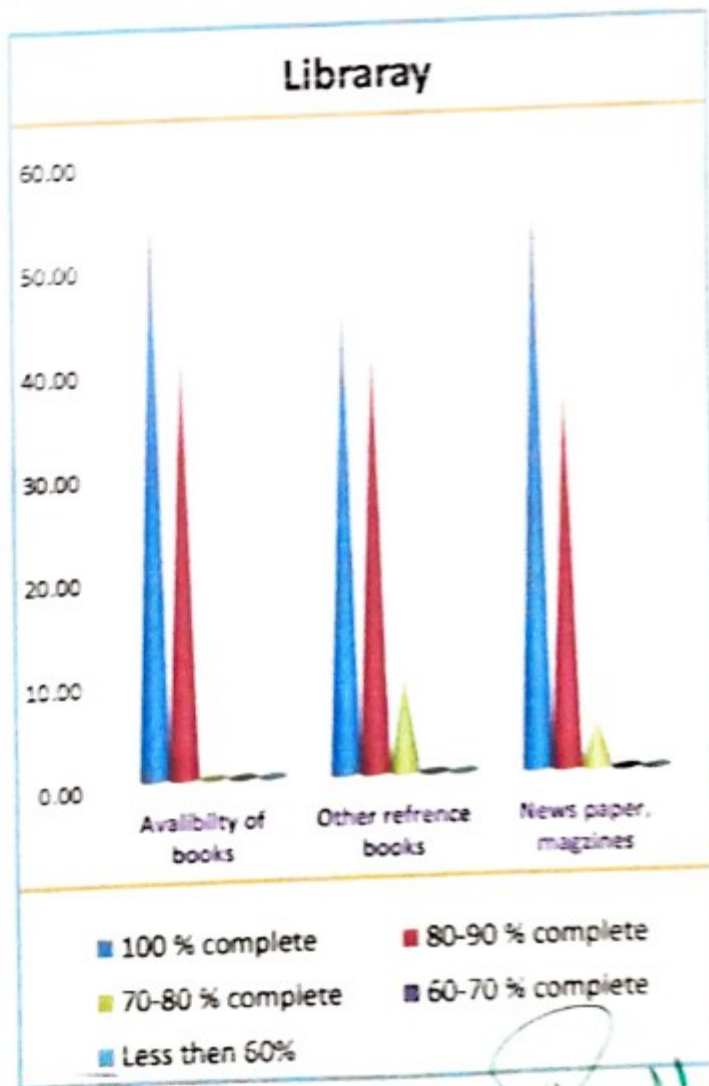
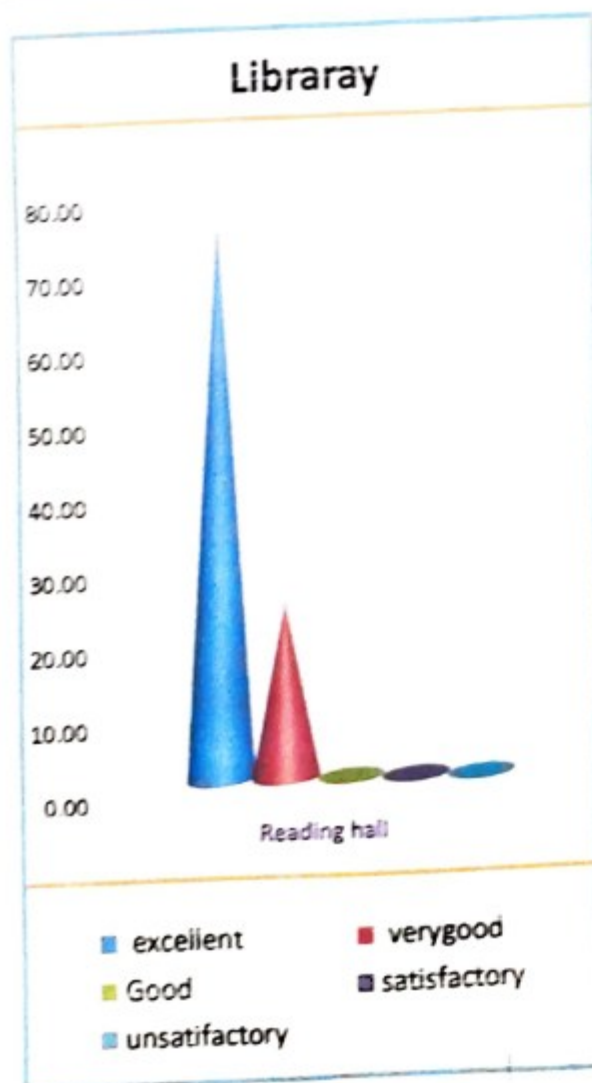
*[Signature]*  
PRINCIPAL  
Govt. Naveen Girls College  
Baikunthpur, Korea (C.G.)

# STUDENT FEEDBACK ANALYSIS

Questionnaire no. 1

Library	( Part 4)	Class M.A. - IV Sem. Sociology	session 2023-24
---------	-----------	--------------------------------	-----------------

A			B				
s.no	paramiters	Reading hall	paramiters	Availibility of books	Other refrence books	News paper, magzines	Total
1	excellent	16	100 % complete	12	10	12	50
2	verygood	5	80-90 % complete	9	9	8	31
3	Good	0	70-80 % complete	0	2	1	3
4	satisfactory	0	60-70 % complete	0	0	0	0
5	unsatisfactory	0	Less then 60%	0	0	0	0
percentage							
s.no	paramiters	Reading hall	paramiters	Availibility of books	Other refrence books	News paper, magzines	Total
1	excellent	76.19	100 % complete	57.14	47.62	57.14	59.52
2	verygood	23.81	80-90 % complete	42.86	42.86	38.10	36.90
3	Good	0.00	70-80 % complete	0.00	9.52	4.76	3.57
4	satisfactory	0.00	60-70 % complete	0.00	0.00	0.00	0.00
5	unsatisfactory	0.00	Less then 60%	0.00	0.00	0.00	0.00



Feedback analysis was done and it was found that all the students are satisfied, necessary Action was taken for quality improvement based on suggestions received from feedback.

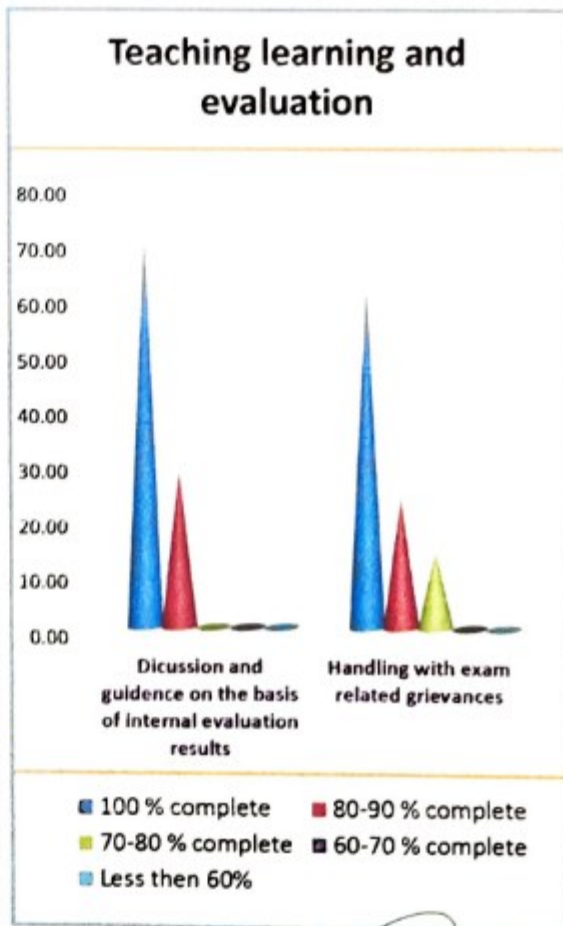
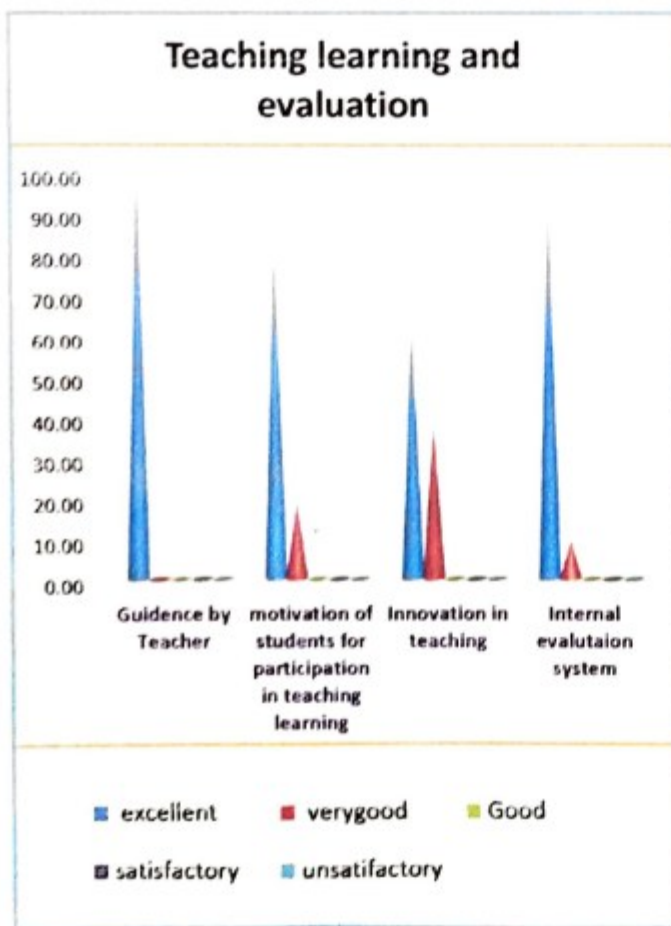


**PRINCIPAL**  
Govt. Naveen Girls College  
Saikunthapur, Korea (C.G)


# STUDENT FEEDBACK ANALYSIS

Questionnaire no. 1

Teaching learning and evaluation					( Part 5)	Class M.A. IV Sem. Sociology		session 2023-24	
A					B				
s.no	paramiters	Guidence by Teacher	motivation of students for participation in teaching learning	Innovation in teaching	Internal evalutaion system	paramiters	Dicussion and guidance on the basis of internal evaluation results	Handling with exam related grievances	Total
1	excellent	21	17	13	19	100 % complete	15	13	98
2	verygood	0	4	8	2	80-90 % complete	6	5	25
3	Good	0	0	0	0	70-80 % complete	0	3	3
4	satisfactory	0	0	0	0	60-70 % complete	0	0	0
5	unsatisfactory	0	0	0	0	Less then 60%	0	0	0
	percentage								
s.no	paramiters	Guidence by Teacher	motivation of students for participation in teaching learning	Innovation in teaching	Internal evalutaion system	paramiters	Dicussion and guidance on the basis of internal evaluation results	Handling with exam related grievances	Total
1	excellent	100.00	80.95	61.90	90.48	100 % complete	71.43	61.90	77.78
2	verygood	0.00	19.05	38.10	9.52	80-90 % complete	28.57	23.81	19.84
3	Good	0.00	0.00	0.00	0.00	70-80 % complete	0.00	14.29	2.38
4	satisfactory	0.00	0.00	0.00	0.00	60-70 % complete	0.00	0.00	0.00
5	unsatisfactory	0.00	0.00	0.00	0.00	Less then 60%	0.00	0.00	0.00



Feedback analysis was done and it was found that all the students are satisfied, necessary Action was taken for quality improvement based on suggestions received from feedback.



PRINCIPAL  
Govt.Naveen Girls College  
Saikunthpur, Korea (C.G)

# STUDENT FEEDBACK ANALYSIS

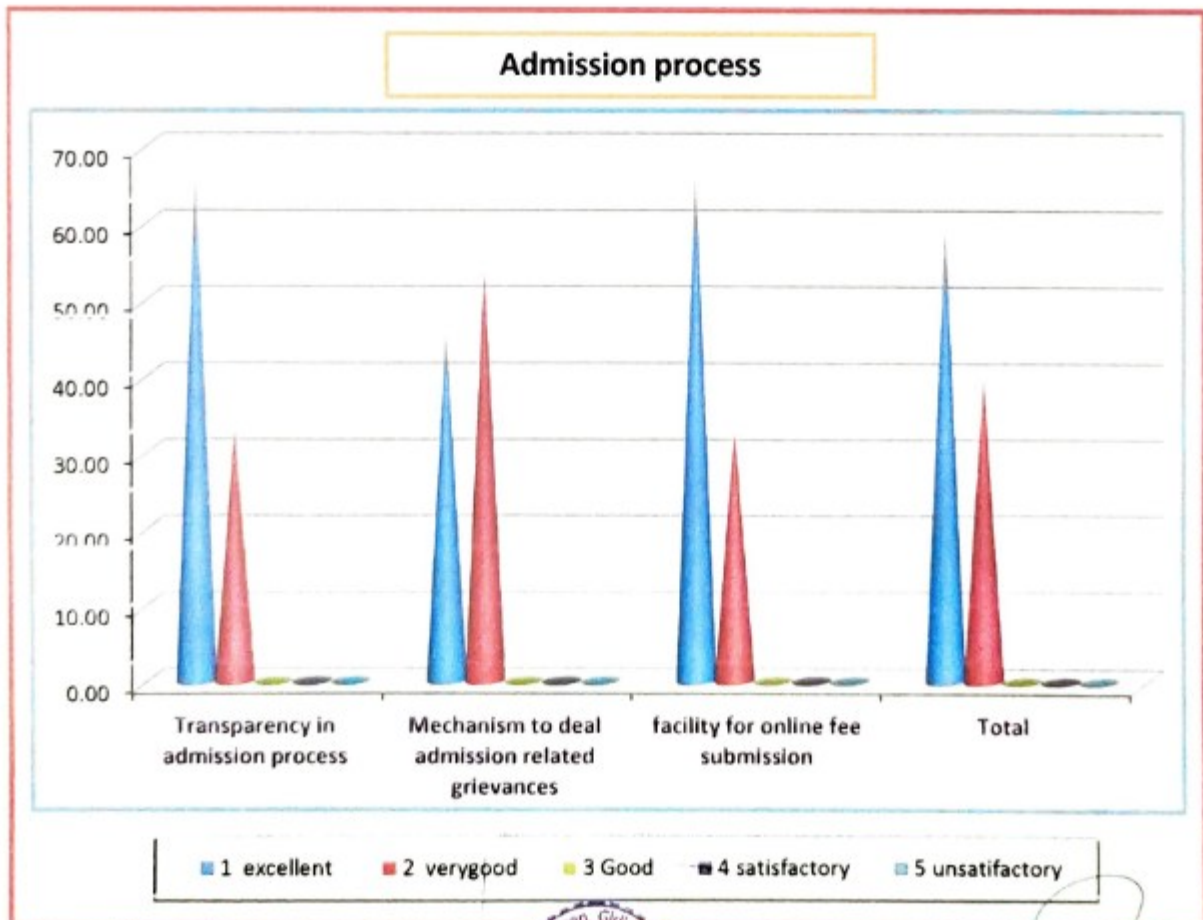
Questionnaire no. 1

Admission process	( Part 1)	Class M.Sc. I SEM. Zoology	session 2023-24
-------------------	-----------	----------------------------	-----------------

s.no	Paramiters	Transparency in admission process	Mechanism to deal admission related grievances	facility for online fee submission	Total
1	excellent	16	11	16	43
2	verygood	8	13	8	29
3	Good	0	0	0	0
4	satisfactory	0	0	0	0
5	unsatisfactory	0	0	0	0
	<b>Percentage</b>				0

s.no	Paramiters	Transparency in admission process	Mechanism to deal admission related grievances	facility for online fee submission	Total
1	excellent	66.67	45.83	66.67	59.72
2	verygood	33.33	54.17	33.33	40.28
3	Good	0.00	0.00	0.00	0.00
4	satisfactory	0.00	0.00	0.00	0.00
5	unsatisfactory	0.00	0.00	0.00	0.00



Feedback analysis was done and it was found that all the students are satisfied, necessary Action was taken for quality improvement based on suggestions received from feedback.



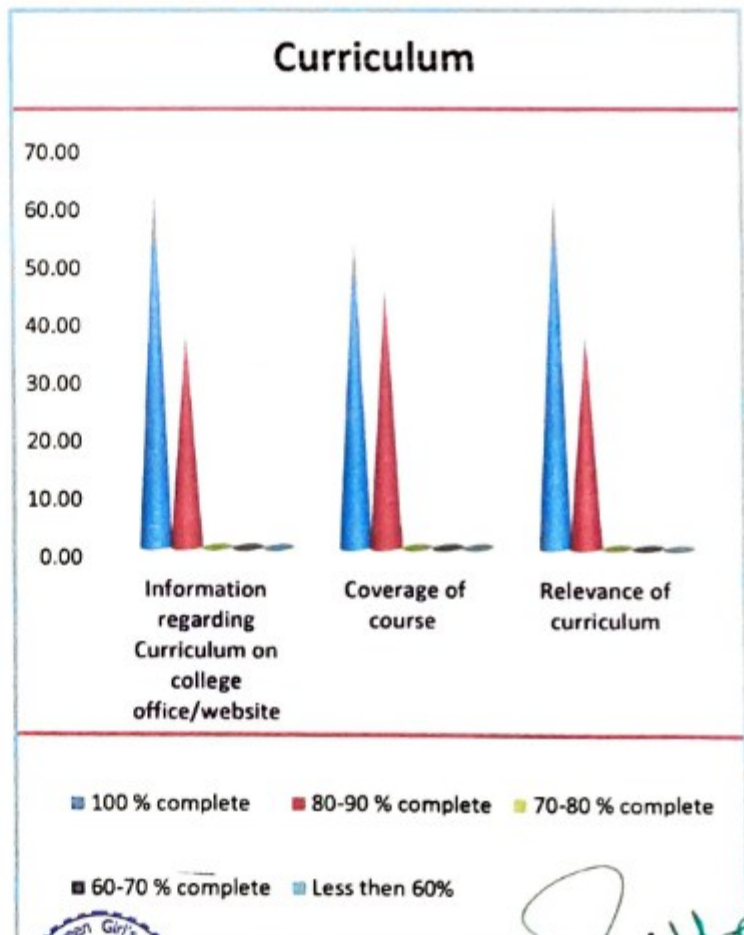
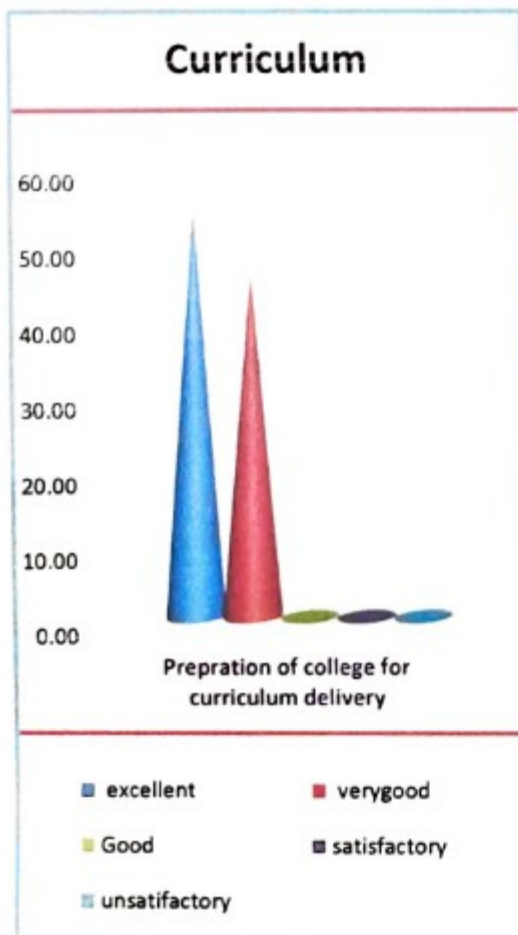
  
**PRINCIPAL**  
 Smt. Naveen Girls College  
 Saikunthpur, Korea (G.O.)



# STUDENT FEEDBACK ANALYSIS

Questionnaire no. 1

Curriculum		( Part 2)		Class M,Sc. -I sem. Zoology		session 2023-24	
A			B				
s.no	paramiters	Prepration of college for curriculum delivery	paramiters	Information regarding Curriculum on college office/website	Coverage of course	Relevance of curriculum	Total
1	excellent	13	100 % complete	15	13	15	56
2	verygood	11	80-90 % complete	9	11	9	40
3	Good	0	70-80 % complete	0	0	0	0
4	satisfactory	0	60-70 % complete	0	0	0	0
5	unsatisfactory	0	Less then 60%	0	0	0	0
	percentage						
s.no	paramiters	Prepration of college for curriculum delivery	paramiters	Information regarding Curriculum on college office/website	Coverage of course	Relevance of curriculum	Total
1	excellent	54.17	100 % complete	62.50	54.17	62.50	58.33
2	verygood	45.83	80-90 % complete	37.50	45.83	37.50	41.67
3	Good	0.00	70-80 % complete	0.00	0.00	0.00	0.00
4	satisfactory	0.00	60-70 % complete	0.00	0.00	0.00	0.00
5	unsatisfactory	0.00	Less then 60%	0.00	0.00	0.00	0.00



Feedback analysis was done and it was found that all the students are satisfied, necessary action was taken for quality improvement based on suggestions received from feedback.



*[Signature]*  
**PRINCIPAL**  
 Govt. Naveen Girls Coller  
 Baikunthpur, Korea (C.G.)

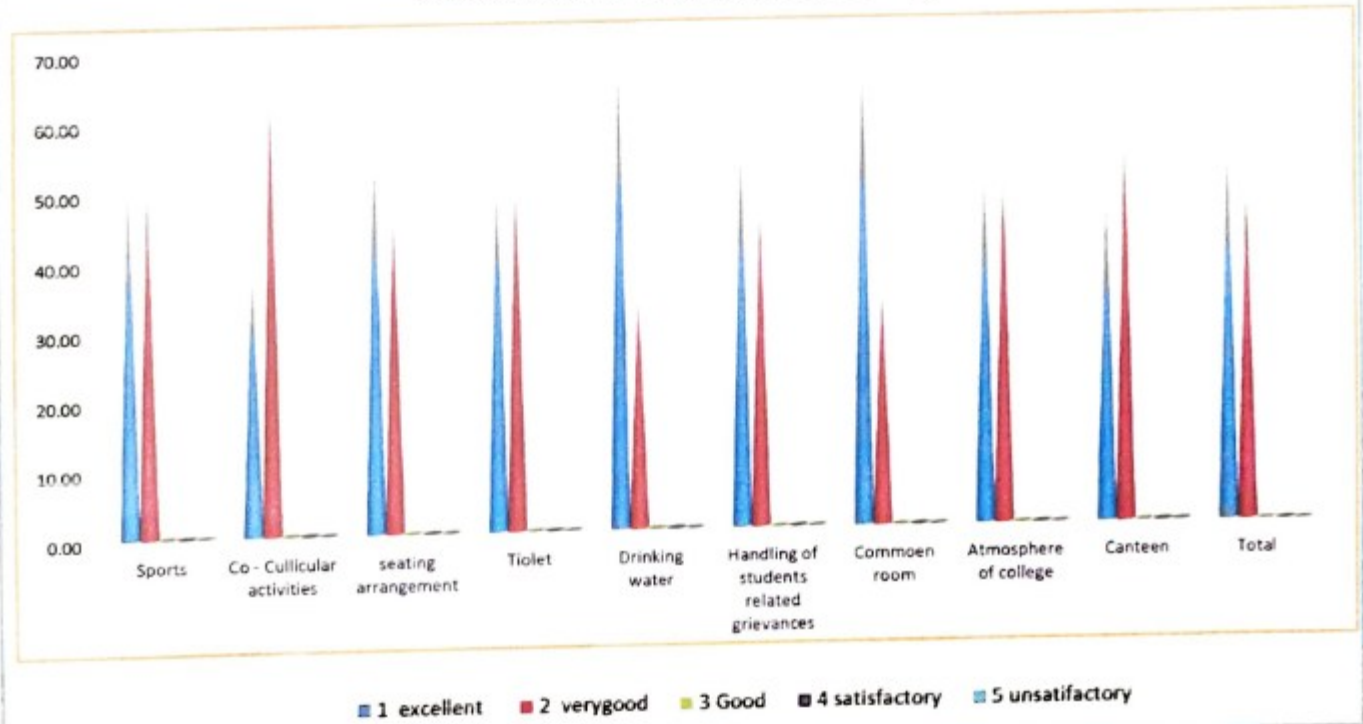
# STUDENT FEEDBACK ANALYSIS

Questionnaire no. 1

Infrastructure and facilities in college	( Part 3)	Class M.Sc. I SEM. Zoology	session 2023-24
--	-----------	----------------------------	-----------------

s.no	paramiters	Sports	Co - Cullicular activities	seating arrangement	Tiolet	Drinking water	Handling of students related grievances	Commoe n room	Atmosphere of college	Canteen	Total
1	excellent	12	9	13	12	16	13	16	12	11	114
2	verygood	12	15	11	12	8	11	8	12	13	102
3	Good	0	0	0	0	0	0	0	0	0	0
4	satisfactory	0	0	0	0	0	0	0	0	0	0
5	unsatisfactory	0	0	0	0	0	0	0	0	0	0
	percentage										
s.no	paramiters	Sports	Co - Cullicular activities	seating arrangement	Tiolet	Drinking water	Handling of students related grievances	Commoe n room	Atmosphere of college	Canteen	Total
1	excellent	50.00	37.50	54.17	50.00	66.67	54.17	66.67	50.00	45.83	52.78
2	verygood	50.00	62.50	45.83	50.00	33.33	45.83	33.33	50.00	54.17	47.22
3	Good	0.00	0.00	0.00	0.00	0.00	0.00	0.00	0.00	0.00	0.00
4	satisfactory	0.00	0.00	0.00	0.00	0.00	0.00	0.00	0.00	0.00	0.00
5	unsatisfactory	0.00	0.00	0.00	0.00	0.00	0.00	0.00	0.00	0.00	0.00

Infrastructure and facilities in college



Feedback analysis was done and it was found that all the students are satisfied, necessary Action was taken for quality improvement based on suggestions received from feedback.

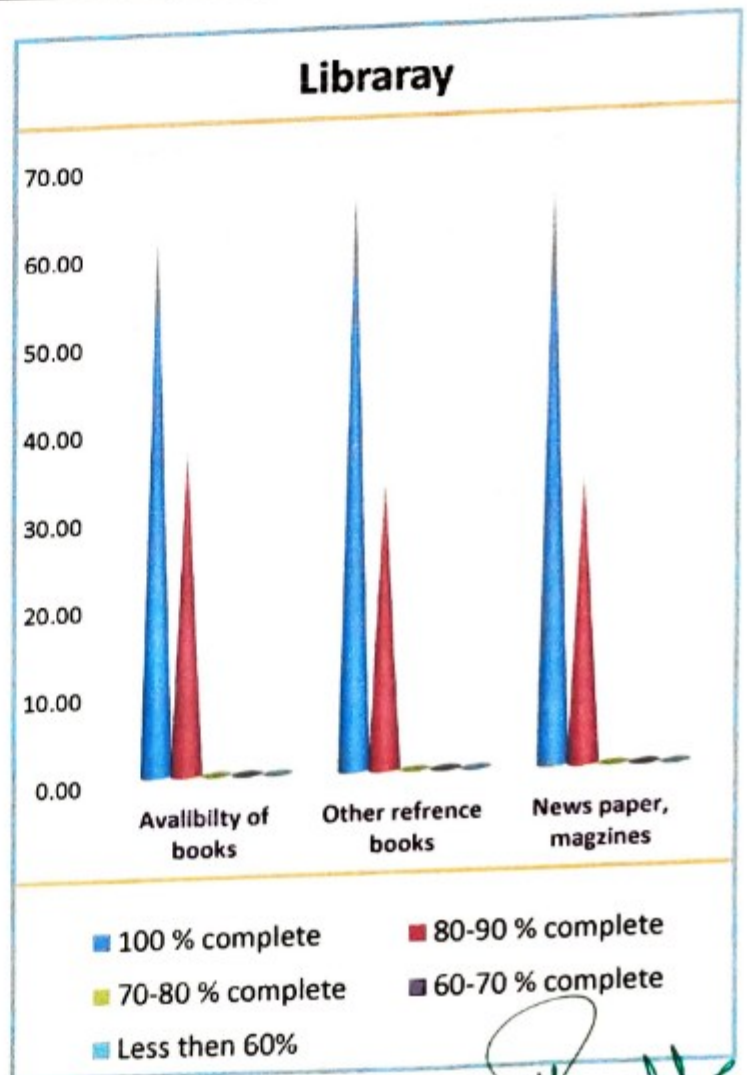
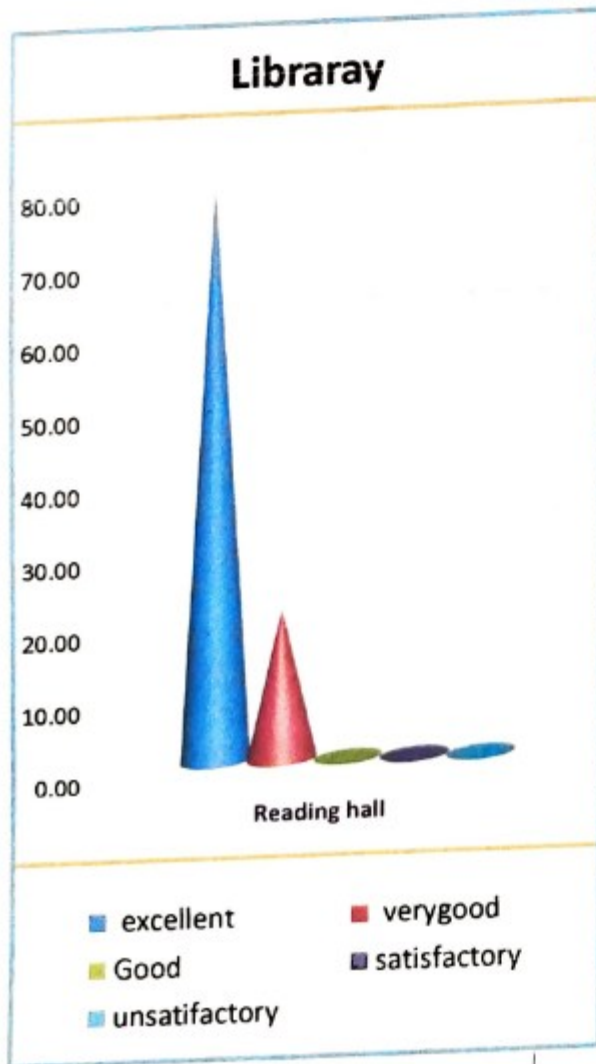


*[Signature]*  
**PRINCIPAL**  
 Govt. Naveen Girls College  
 Baikunthpur, Korea (C.G.)

# STUDENT FEEDBACK ANALYSIS

Questionnaire no. 1

Libraray		( Part 4)		Class M.Sc. - I Sem. Zoology		session 2023-24	
A			B				Total
s.no	paramiters	Reading hall	paramiters	Availibility of books	Other refrence books	News paper, magzines	
1	excellent	19	100 % complete	15	16	16	66
2	verygood	5	80-90 % complete	9	8	8	30
3	Good	0	70-80 % complete	0	0	0	0
4	satisfactory	0	60-70 % complete	0	0	0	0
5	unsatisfactory	0	Less then 60%	0	0	0	0
percentage							
s.no	paramiters	Reading hall	paramiters	Availibility of books	Other refrence books	News paper, magzines	Total
1	excellent	79.17	100 % complete	62.50	66.67	66.67	68.75
2	verygood	20.83	80-90 % complete	37.50	33.33	33.33	31.25
3	Good	0.00	70-80 % complete	0.00	0.00	0.00	0.00
4	satisfactory	0.00	60-70 % complete	0.00	0.00	0.00	0.00
5	unsatisfactory	0.00	Less then 60%	0.00	0.00	0.00	0.00



Feedback analysis was done and it was found that all the students are satisfied, necessary Action was taken for quality improvement based on suggestions received from feedback.



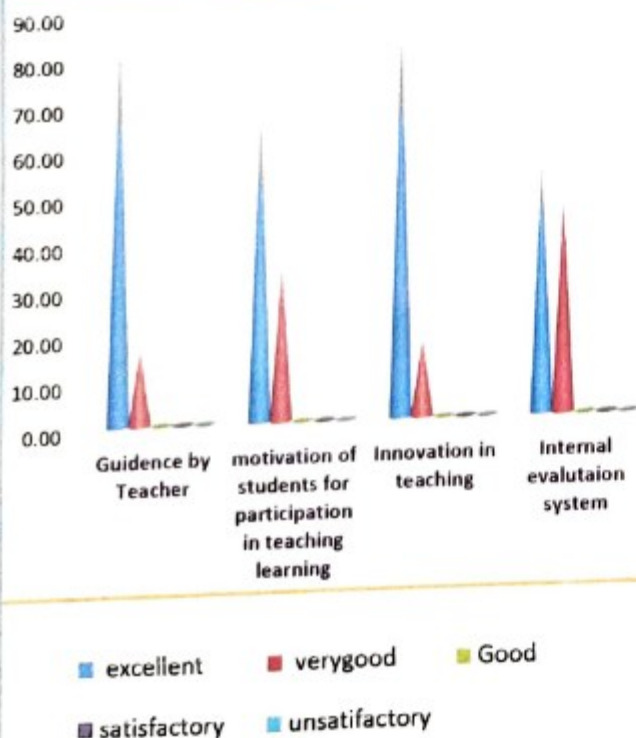
PRINCIPAL  
Govt. Naveen Girls College  
Balkunthpur, Korea (C.G.)

# STUDENT FEEDBACK ANALYSIS

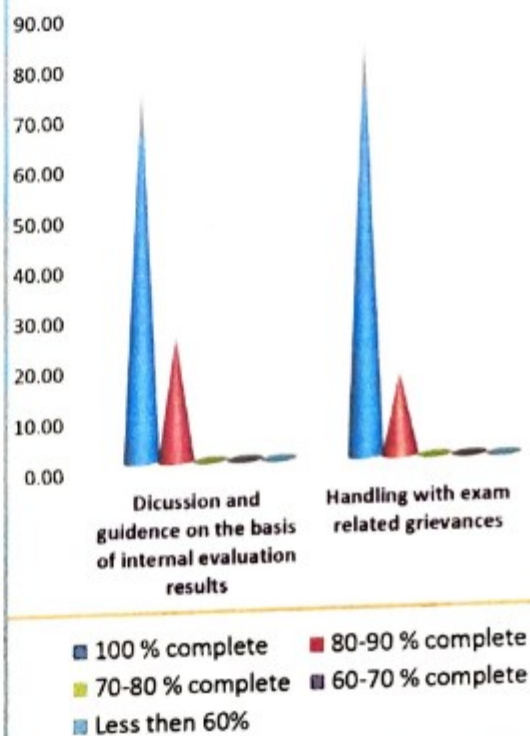
Questionnaire no. 1

Teaching learning and evaluation						( Part 5)		Class M.Sc. I Sem. Zoology		session 2023-24
A						B				
s.no	paramiters	Guidence by Teacher	motivation of students for participation in teaching learning	Innovation in teaching	Internal evalutaion system	paramiters	Dicussion and guidance on the basis of internal evaluation results	Handling with exam related grievances	Total	
1	excellent	20	16	20	13	100 % complete	18	20	107	
2	verygood	4	8	4	11	80-90 % complete	6	4	37	
3	Good	0	0	0	0	70-80 % complete	0	0	0	
4	satisfactory	0	0	0	0	60-70 % complete	0	0	0	
5	unsatisfactory	0	0	0	0	Less then 60%	0	0	0	
	percentage									
s.no	paramiters	Guidence by Teacher	motivation of students for participation in teaching learning	Innovation in teaching	Internal evalutaion system	paramiters	Dicussion and guidance on the basis of internal evaluation results	Handling with exam related grievances	Total	
1	excellent	83.33	66.67	83.33	54.17	100 % complete	75.00	83.33	74.31	
2	verygood	16.67	33.33	16.67	45.83	80-90 % complete	25.00	16.67	25.69	
3	Good	0.00	0.00	0.00	0.00	70-80 % complete	0.00	0.00	0.00	
4	satisfactory	0.00	0.00	0.00	0.00	60-70 % complete	0.00	0.00	0.00	
5	unsatisfactory	0.00	0.00	0.00	0.00	Less then 60%	0.00	0.00	0.00	

### Teaching learning and evaluation



### Teaching learning and evaluation



Feedback analysis was done and it was found that all the students are satisfied, necessary Action was taken for quality improvement based on suggestions received from feedback.



PRINCIPAL  
30vt.Naveen Girls College  
Baikunthpur, Korea (C.G)

# STUDENT FEEDBACK ANALYSIS

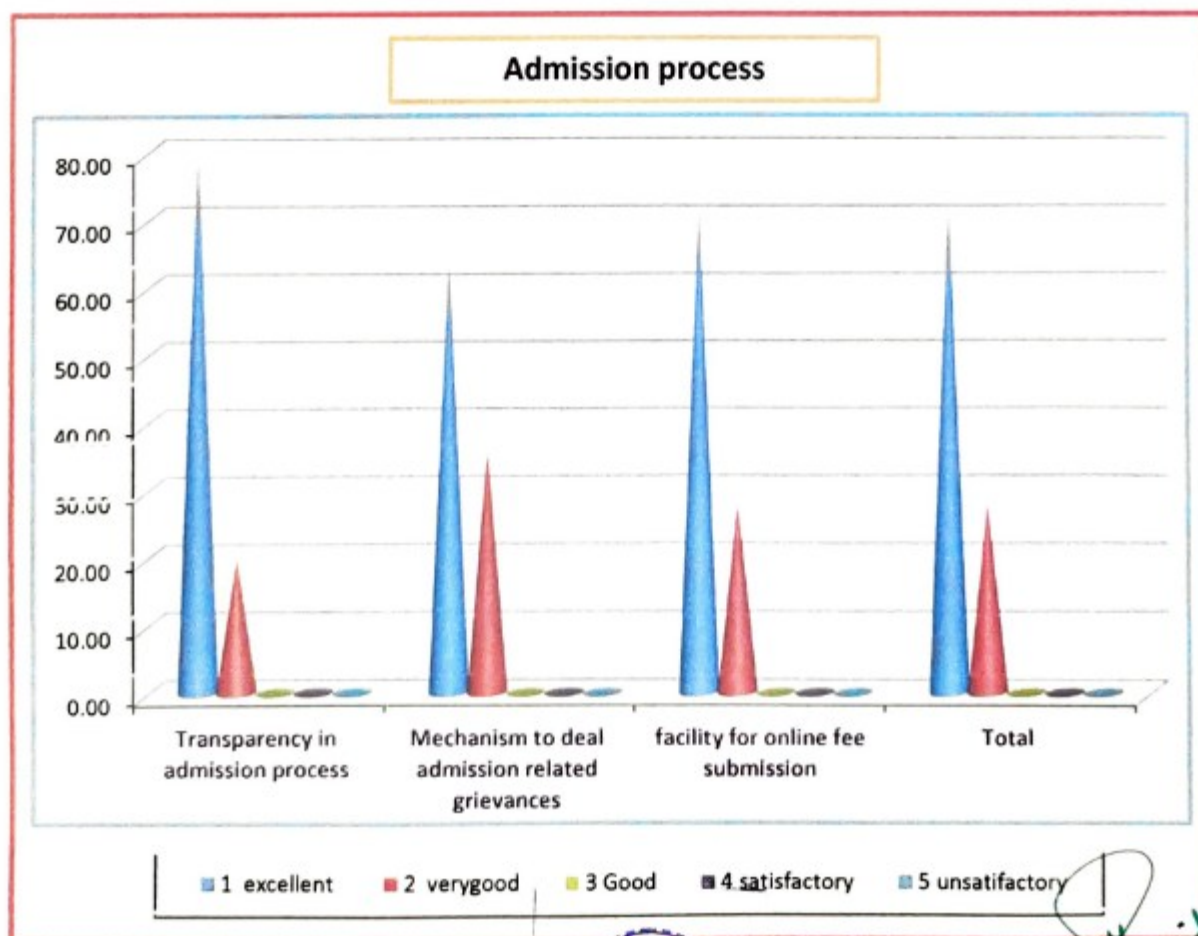
Questionnaire no. 1

Admission process	( Part 1)	Class M.Sc. II SEM. Botany	session 2023-24
-------------------	-----------	----------------------------	-----------------

s.no	Paramiters	Transparency in admission process	Mechanism to deal admission related grievances	facility for online fee submission	Total
1	excellent	20	16	18	54
2	verygood	5	9	7	21
3	Good	0	0	0	0
4	satisfactory	0	0	0	0
5	unsatisfactory	0	0	0	0
	<b>Percentage</b>				0

s.no	Paramiters	Transparency in admission process	Mechanism to deal admission related grievances	facility for online fee submission	Total
1	excellent	80.00	64.00	72.00	72.00
2	verygood	20.00	36.00	28.00	28.00
3	Good	0.00	0.00	0.00	0.00
4	satisfactory	0.00	0.00	0.00	0.00
5	unsatisfactory	0.00	0.00	0.00	0.00



Feedback analysis was done and it was found that 72% of the students are satisfied, necessary Action was taken for quality improvement based on suggestions received from feedback.



**PRINCIPAL**  
Sovt.Naveen Girls College  
Saikunthpur, Korea (C.G.)

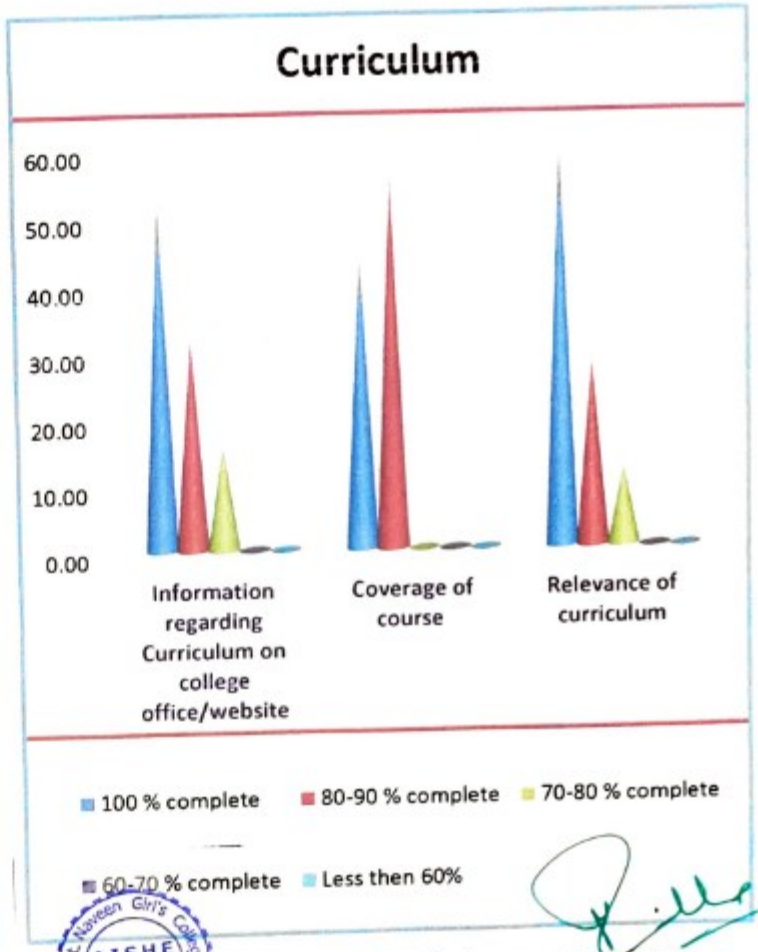
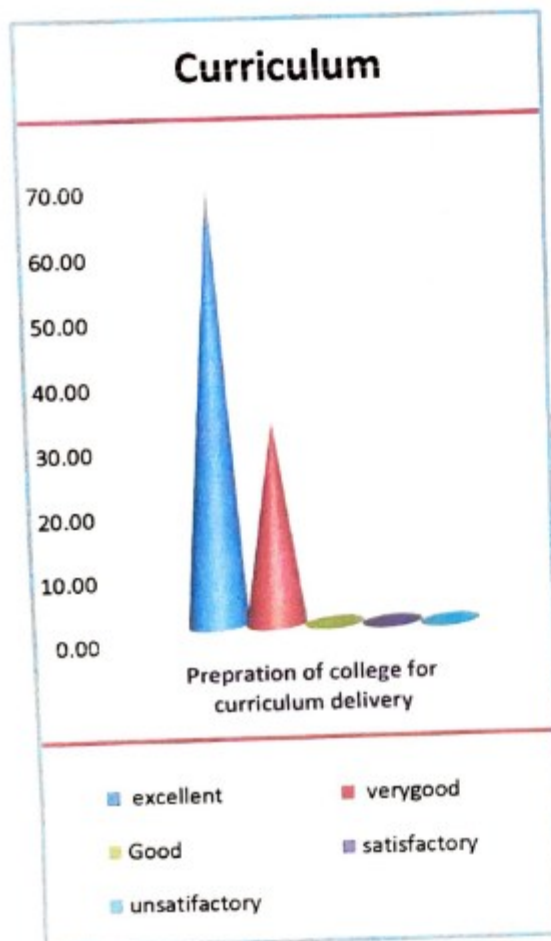
# STUDENT FEEDBACK ANALYSIS

Questionnaire no. 1


Curriculum	( Part 2)	Class M,Sc. -II sem. Botany	session 2023-24
A		B	

s.no	paramiters	Prepration of college for curriculum delivery	paramiters	Information regarding Curriculum on college office/website	Coverage of course	Relevance of curriculum	Total
1	excellent	17	100 % complete	13	11	15	56
2	verygood	8	80-90 % complete	8	14	7	37
3	Good	0	70-80 % complete	4	0	3	7
4	satisfactory	0	60-70 % complete	0	0	0	0
5	unsatisfactory	0	Less then 60%	0	0	0	0
	percentage						

s.no	paramiters	Prepration of college for curriculum delivery	paramiters	Information regarding Curriculum on college office/website	Coverage of course	Relevance of curriculum	Total
1	excellent	68.00	100 % complete	52.00	44.00	60.00	56.00
2	verygood	32.00	80-90 % complete	32.00	56.00	28.00	37.00
3	Good	0.00	70-80 % complete	16.00	0.00	12.00	7.00
4	satisfactory	0.00	60-70 % complete	0.00	0.00	0.00	0.00
5	unsatisfactory	0.00	Less then 60%	0.00	0.00	0.00	0.00



Feedback analysis was done and it was found that all the students are satisfied, necessary action was taken for quality improvement based on suggestions received from feedback.



*[Signature]*  
**PRINCIPAL**  
 Govt. Naveen Girls College  
 Saikunthpur, Korea (C.G.)

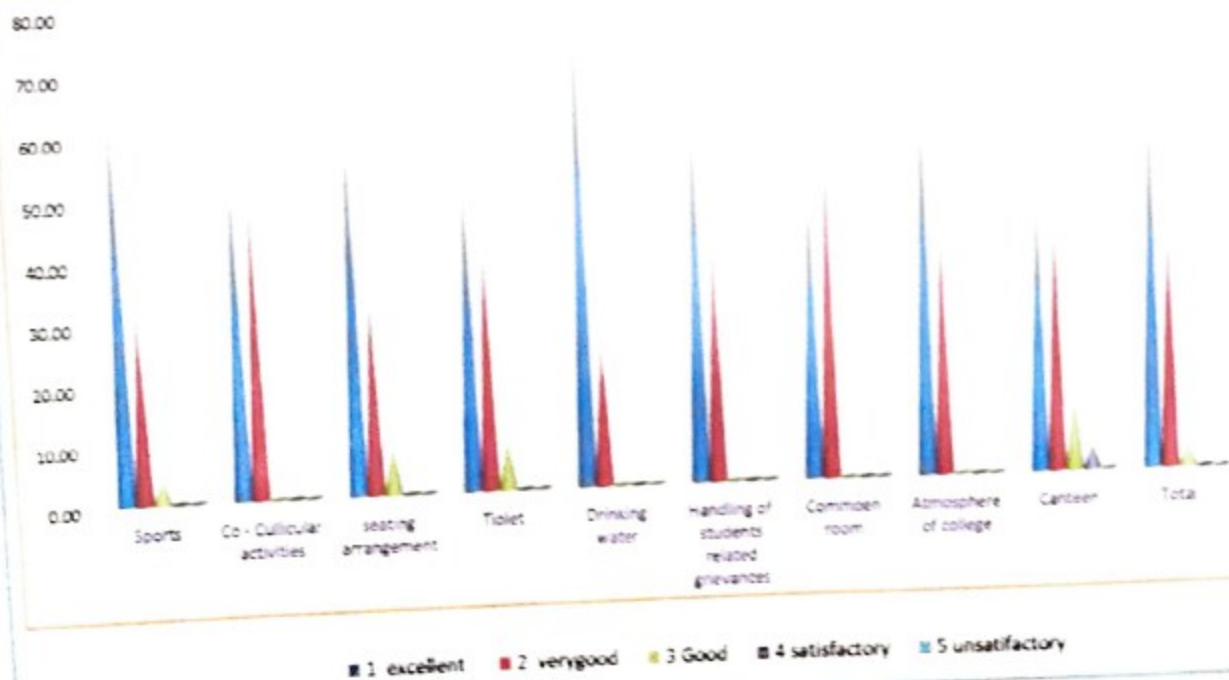
# STUDENT FEEDBACK ANALYSIS

Questionnaire no. 1

Infrastructure and facilities in college	( Part 3)	Class M.Sc. II SEM. Botany	session 2023-24
--	-----------	----------------------------	-----------------

s.no	paramiters	Sports	Co - Cullicular activities	seating arrangement	Tiolet	Drinking water	Handling of students related grievances	Commoe n room	Atmosphere of college	Canteen	Total
1	excellent	16	13	15	13	19	15	12	15	11	129
2	verygood	8	12	8	10	6	10	13	10	10	87
3	Good	1	0	2	2	0	0	0	0	3	8
4	satisfactory	0	0	0	0	0	0	0	0	1	1
5	unsatisfactory	0	0	0	0	0	0	0	0	0	0
	percentage										
s.no	paramiters	Sports	Co - Cullicular activities	seating arrangement	Tiolet	Drinking water	Handling of students related grievances	Commoe n room	Atmosphere of college	Canteen	Total
1	excellent	64.00	52.00	60.00	52.00	76.00	60.00	48.00	60.00	44.00	57.33
2	verygood	32.00	48.00	32.00	40.00	24.00	40.00	52.00	40.00	40.00	38.67
3	Good	4.00	0.00	8.00	8.00	0.00	0.00	0.00	0.00	12.00	3.56
4	satisfactory	0.00	0.00	0.00	0.00	0.00	0.00	0.00	0.00	4.00	0.44
5	unsatisfactory	0.00	0.00	0.00	0.00	0.00	0.00	0.00	0.00	0.00	0.00

## Infrastructure and facilities in college



Feedback analysis was done and it was found that all the students are satisfied, necessary Action was taken for quality improvement based on suggestions received from feedback.



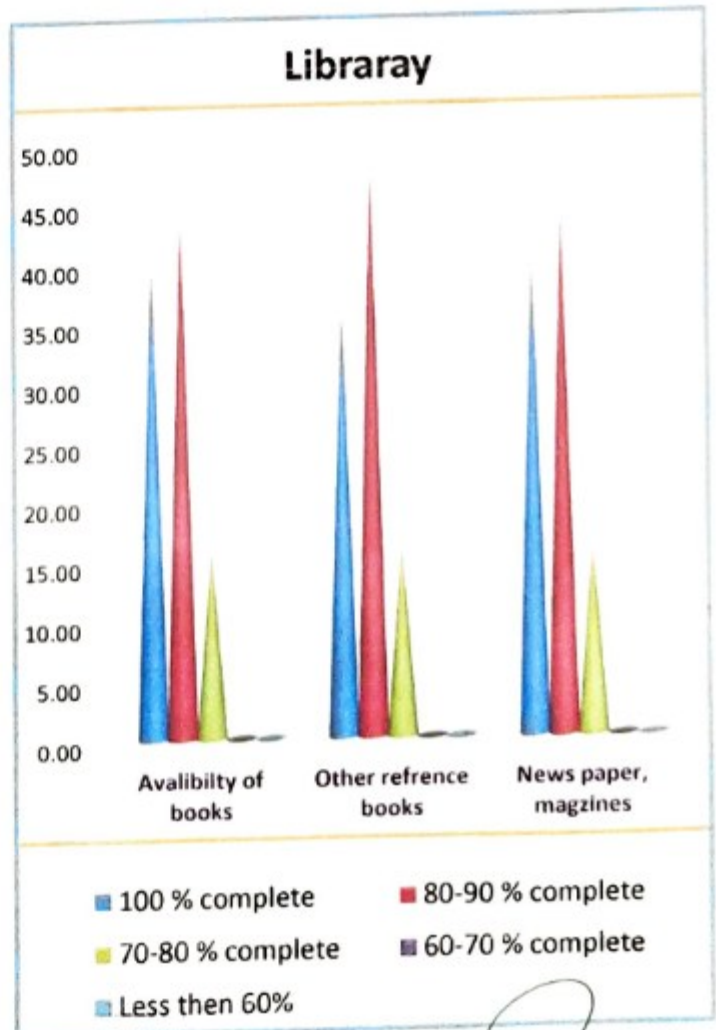
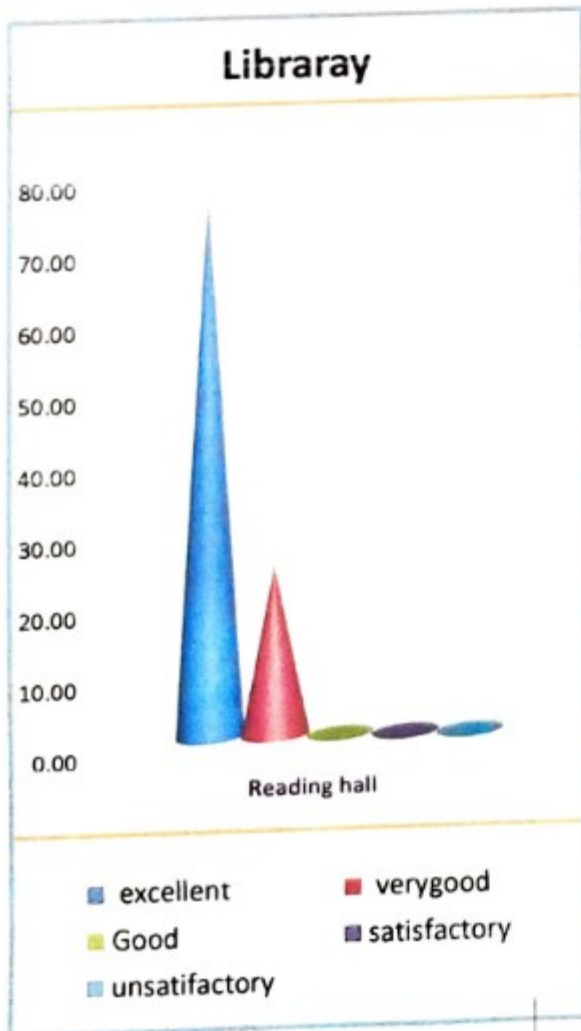
*[Signature]*  
**PRINCIPAL**  
 Smt. Naveen Girls College  
 Saikunthpur, Korea (C.G.)

# STUDENT FEEDBACK ANALYSIS

Questionnaire no. 1

Libraray	( Part 4)	Class M.Sc. - II Sem. Botany	session 2023-24
----------	-----------	------------------------------	-----------------

A			B				Total
s.no	paramiters	Reading hall	paramiters	Avalibility of books	Other refrence books	News paper, magzines	
1	excellent	19	100 % complete	10	9	10	48
2	verygood	6	80-90 % complete	11	12	11	40
3	Good	0	70-80 % complete	4	4	4	12
4	satisfactory	0	60-70 % complete	0	0	0	0
5	unsatisfactory	0	Less then 60%	0	0	0	0
	percentage						
s.no	paramiters	Reading hall	paramiters	Avalibility of books	Other refrence books	News paper, magzines	Total
1	excellent	76.00	100 % complete	40.00	36.00	40.00	48.00
2	verygood	24.00	80-90 % complete	44.00	48.00	44.00	40.00
3	Good	0.00	70-80 % complete	16.00	16.00	16.00	12.00
4	satisfactory	0.00	60-70 % complete	0.00	0.00	0.00	0.00
5	unsatisfactory	0.00	Less then 60%	0.00	0.00	0.00	0.00



Feedback analysis was done and it was found that all the students are satisfied, necessary Action was taken for quality improvement based on suggestions received from feedback.



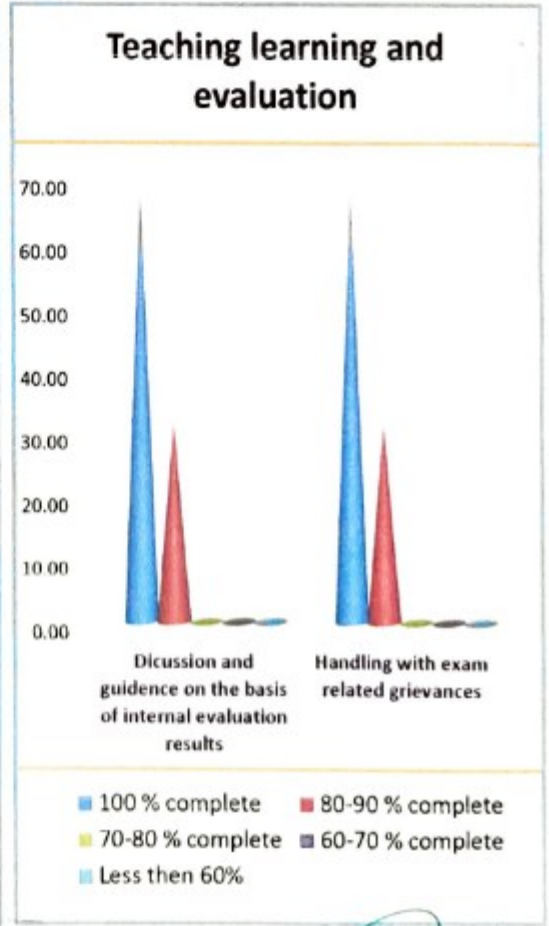
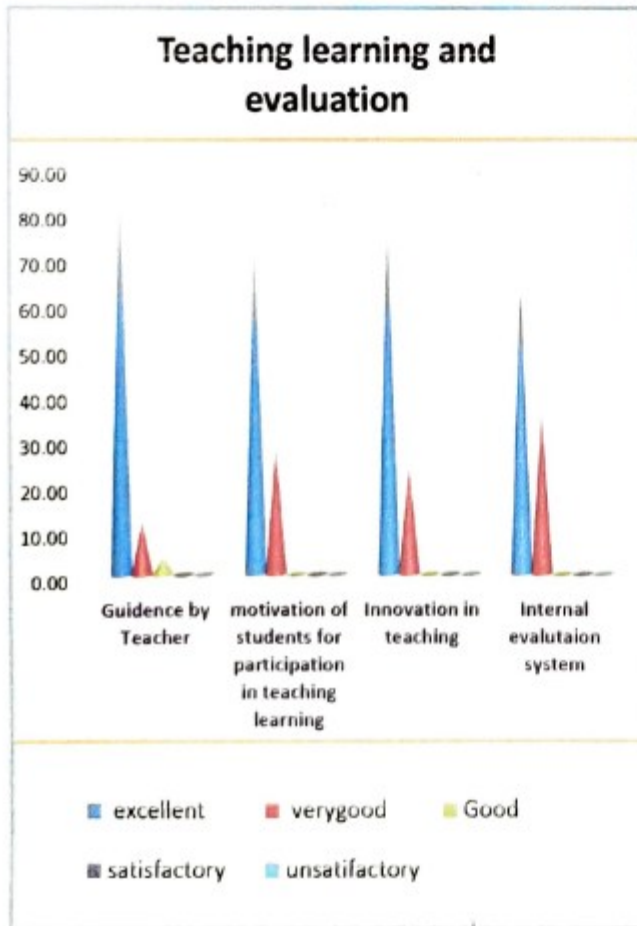
PRINCIPAL  
Govt. Naveen Girls College  
Saikunthpur, Korea (C.G.)



# STUDENT FEEDBACK ANALYSIS

Questionnaire no. 1

Teaching learning and evaluation						( Part 5)	Class M.Sc. II Sem. Botany	session 2023-24	
A						B			
s.n o	paramiters	Guidence by Teacher	motivation of students for participation in teaching learning	Innovation in teaching	Internal evalutaion system	paramiters	Dicussion and guidance on the basis of internal evaluation results	Handling with exam related grievances	Total
1	excellent	21	18	19	16	100 % complete	17	17	108
2	verygood	3	7	6	9	80-90 % complete	8	8	41
3	Good	1	0	0	0	70-80 % complete	0	0	1
4	satisfactory	0	0	0	0	60-70 % complete	0	0	0
5	unsatisfactory	0	0	0	0	Less then 60%	0	0	0
	percentage								
s.n o	paramiters	Guidence by Teacher	motivation of students for participation in teaching learning	Innovation in teaching	Internal evalutaion system	paramiters	Dicussion and guidance on the basis of internal evaluation results	Handling with exam related grievances	Total
1	excellent	84.00	72.00	76.00	64.00	100 % complete	68.00	68.00	72.00
2	verygood	12.00	28.00	24.00	36.00	80-90 % complete	32.00	32.00	27.33
3	Good	4.00	0.00	0.00	0.00	70-80 % complete	0.00	0.00	0.67
4	satisfactory	0.00	0.00	0.00	0.00	60-70 % complete	0.00	0.00	0.00
5	unsatisfactory	0.00	0.00	0.00	0.00	Less then 60%	0.00	0.00	0.00



Feedback analysis was done and it was found that all the students are satisfied, necessary Action was taken for quality improvement based on suggestions received from feedback.



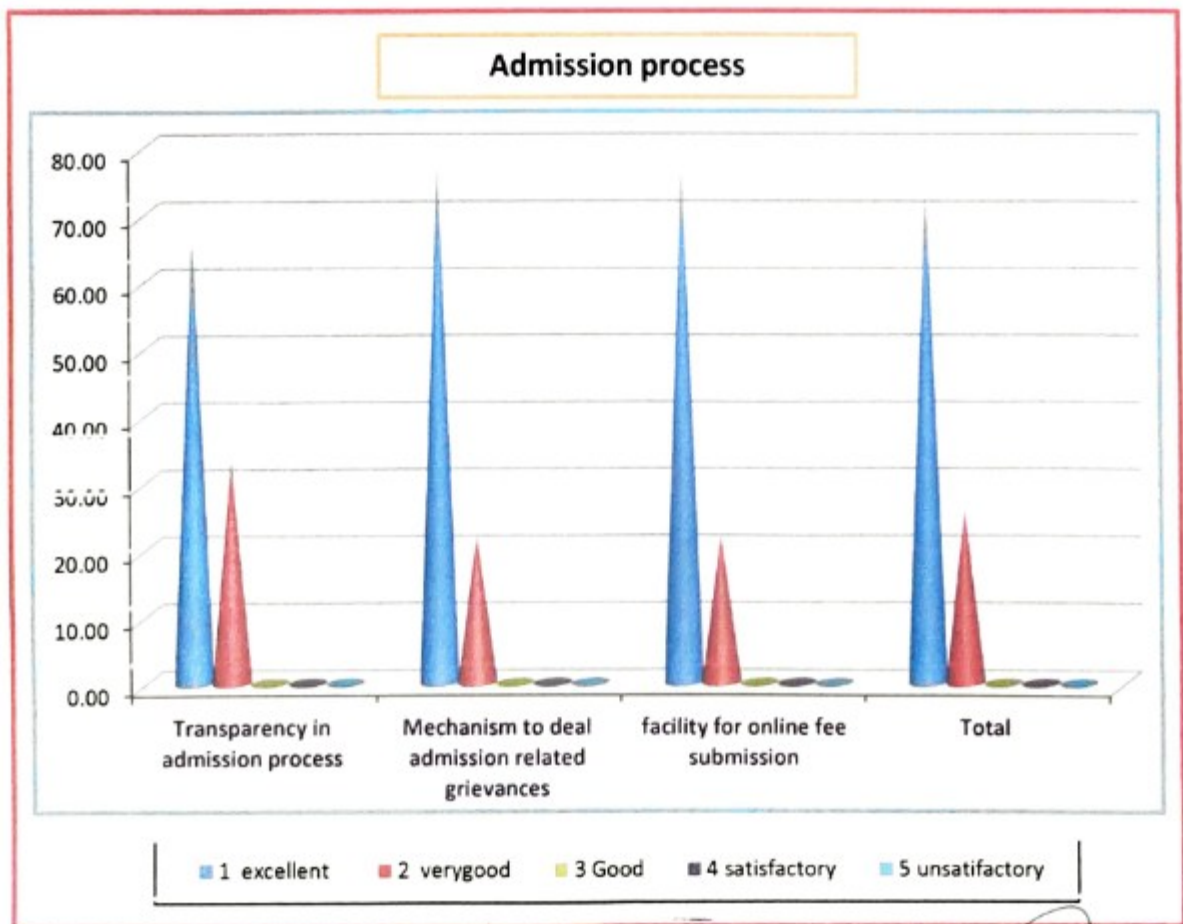
PRINCIPAL  
Govt. Naveen Girls College  
Saikunthpur, Korea (C.G.)

# STUDENT FEEDBACK ANALYSIS

Questionnaire no. 1

Admission process	( Part 1)	Class M.COM. II SEM.	session 2023-24
-------------------	-----------	----------------------	-----------------

s.no	Paramiters	Transparency in admission process	Mechanism to deal admission related grievances	facility for online fee submission	Total
1	excellent	6	7	7	20
2	verygood	3	2	2	7
3	Good	0	0	0	0
4	satisfactory	0	0	0	0
5	unsatisfactory	0	0	0	0
	<b>Percentage</b>				0
s.no	Paramiters	Transparency in admission process	Mechanism to deal admission related grievances	facility for online fee submission	Total
1	excellent	66.67	77.78	77.78	74.07
2	verygood	33.33	22.22	22.22	25.93
3	Good	0.00	0.00	0.00	0.00
4	satisfactory	0.00	0.00	0.00	0.00
5	unsatisfactory	0.00	0.00	0.00	0.00



Feedback analysis was done and it was found that all the students are satisfied, necessary Action was taken for quality improvement based on suggestions received from feedback.

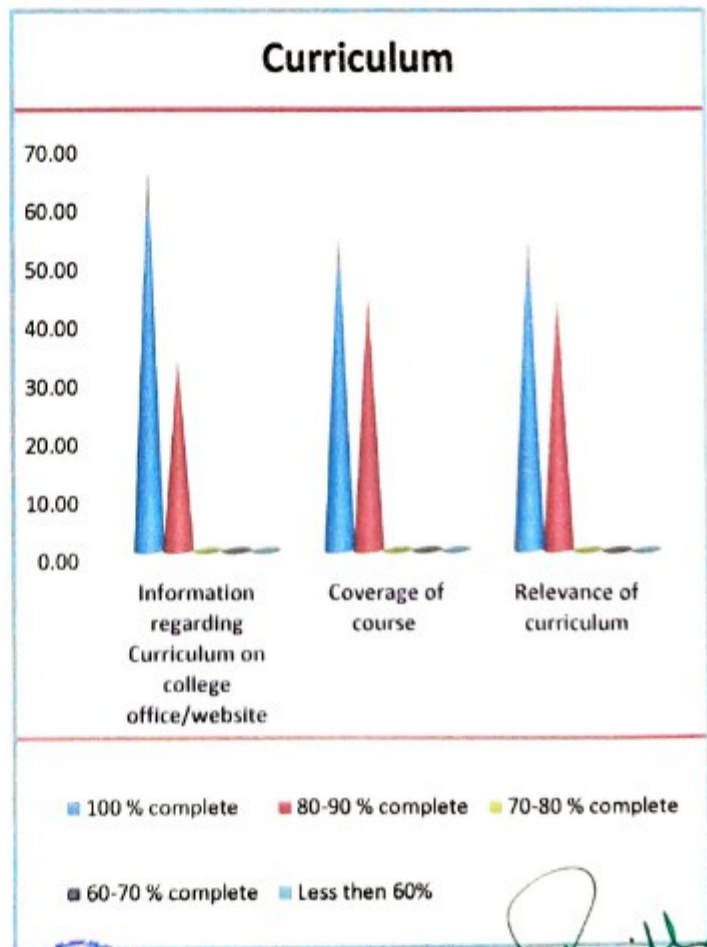
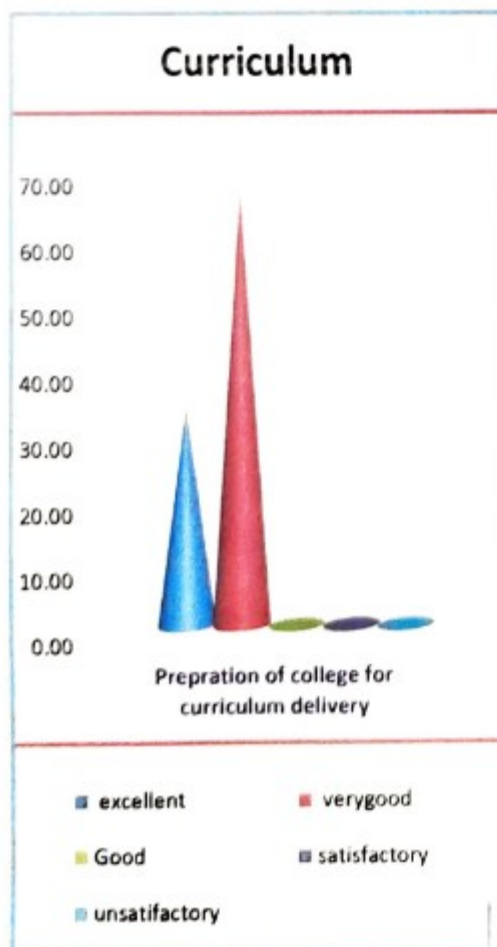


  
**PRINCIPAL**  
 Govt. Naveen Girls College  
 Saikunthpur, Korea (C.G.)

# STUDENT FEEDBACK ANALYSIS

Questionnaire no. 1

Curriculum		( Part 2)		Class M.Com. -II sem.		session 2023-24	
A			B				
s.n o	paramiters	Prepration of college for curriculum delivery	paramiters	Information regarding Curriculum on college office/website	Coverage of course	Relevance of curriculum	Total
1	excellent	3	100 % complete	6	5	5	19
2	verygood	6	80-90 % complete	3	4	4	17
3	Good	0	70-80 % complete	0	0	0	0
4	satisfactory	0	60-70 % complete	0	0	0	0
5	unsatisfactory	0	Less then 60%	0	0	0	0
percentage							
s.n o	paramiters	Prepration of college for curriculum delivery	paramiters	Information regarding Curriculum on college office/website	Coverage of course	Relevance of curriculum	Total
1	excellent	33.33	100 % complete	66.67	55.56	55.56	52.78
2	verygood	66.67	80-90 % complete	33.33	44.44	44.44	47.22
3	Good	0.00	70-80 % complete	0.00	0.00	0.00	0.00
4	satisfactory	0.00	60-70 % complete	0.00	0.00	0.00	0.00
5	unsatisfactory	0.00	Less then 60%	0.00	0.00	0.00	0.00



Feedback analysis was done and it was found that all the students are satisfied, necessary Action was taken for quality improvement based on suggestions received from feedback.



**PRINCIPAL**  
Govt.Naveen Girls College  
Baikunthpur, Korea (C.G.)

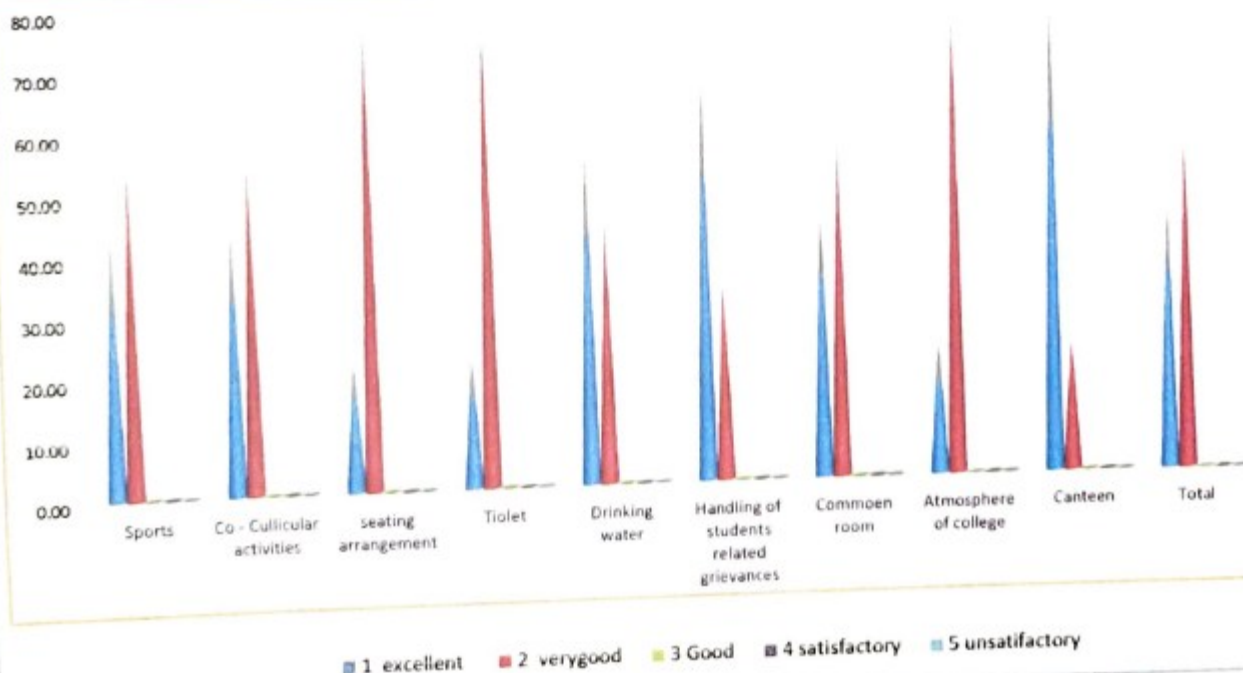
# STUDENT FEEDBACK ANALYSIS

Questionnaire no. 1

Infrastructure and facilities in college	( Part 3)	Class M.Com. II SEM.	session 2023-24
--	-----------	----------------------	-----------------

s.no	paramiters	Sports	Co - Cullicular activities	seating arrangement	Tiolet	Drinking water	Handling of students related grievances	Commoe n room	Atmosphere of college	Canteen	Total
1	excellent	4	4	2	2	5	6	4	2	7	36
2	verygood	5	5	7	7	4	3	5	7	2	45
3	Good	0	0	0	0	0	0	0	0	0	0
4	satisfactory	0	0	0	0	0	0	0	0	0	0
5	unsatisfactory	0	0	0	0	0	0	0	0	0	0
	percentage										
s.no	paramiters	Sports	Co - Cullicular activities	seating arrangement	Tiolet	Drinking water	Handling of students related grievances	Commoe n room	Atmosphere of college	Canteen	Total
1	excellent	44.44	44.44	22.22	22.22	55.56	66.67	44.44	22.22	77.78	44.44
2	verygood	55.56	55.56	77.78	77.78	44.44	33.33	55.56	77.78	22.22	55.56
3	Good	0.00	0.00	0.00	0.00	0.00	0.00	0.00	0.00	0.00	0.00
4	satisfactory	0.00	0.00	0.00	0.00	0.00	0.00	0.00	0.00	0.00	0.00
5	unsatisfactory	0.00	0.00	0.00	0.00	0.00	0.00	0.00	0.00	0.00	0.00

## Infrastructure and facilities in college



Feedback analysis was done and it was found that all the students are satisfied, necessary Action was taken for quality improvement based on suggestions received from feedback.



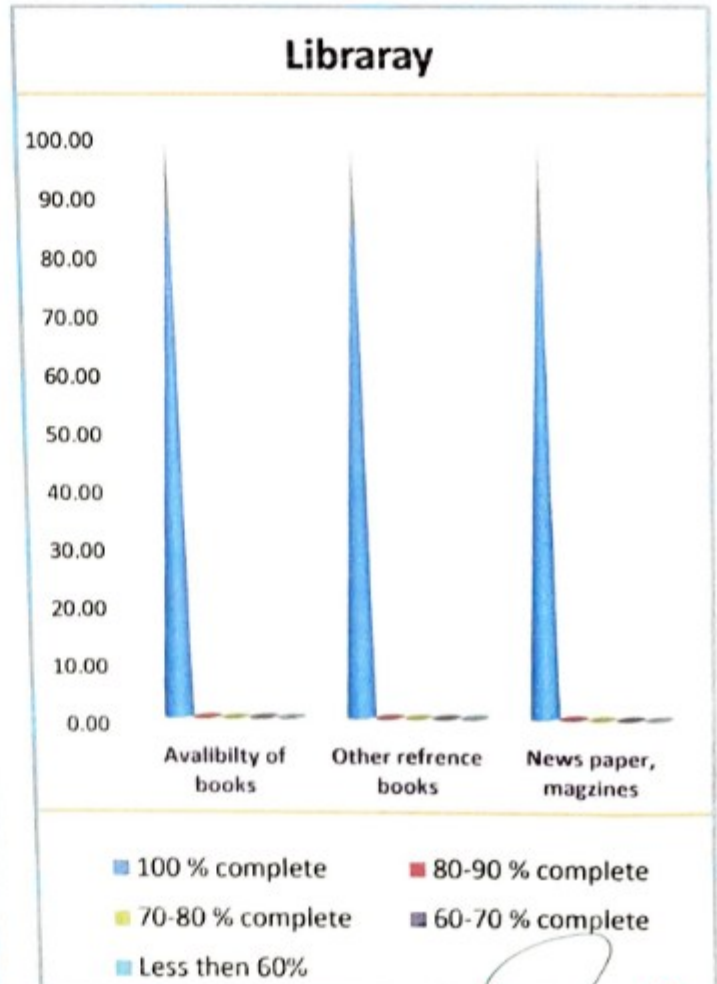
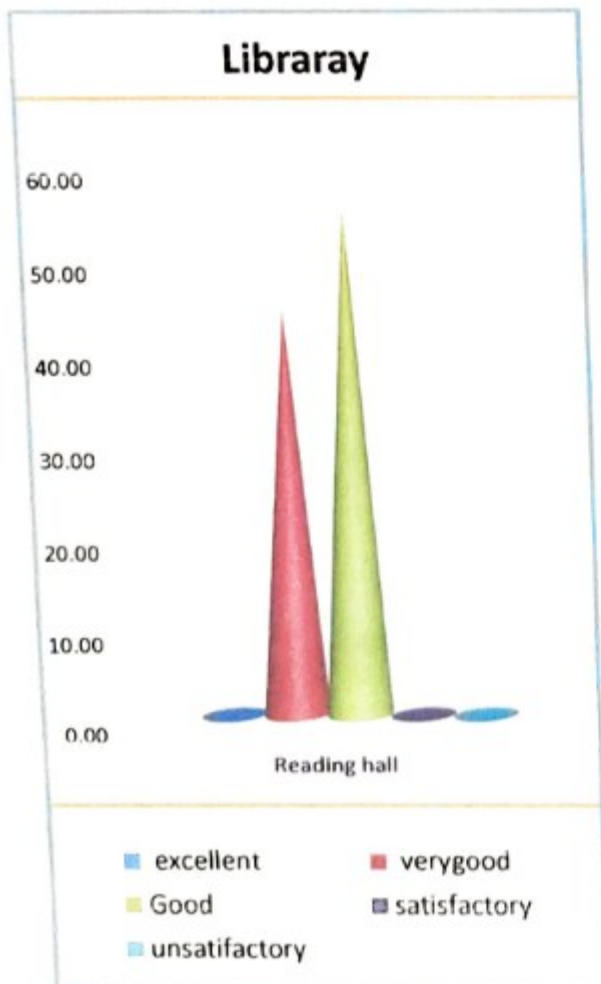
*[Signature]*  
**PRINCIPAL**  
 Govt. Naveen Girls College  
 Baikunthpur, Korea (C.G.)

# STUDENT FEEDBACK ANALYSIS

Questionnaire no. 1

Libraray	( Part 4)	Class M.Com. - II Sem.	session 2023-24
----------	-----------	------------------------	-----------------

A			B				Total
s.no	paramiters	Reading hall	paramiters	Avalibility of books	Other refrence books	News paper, magzines	
1	excellent	0	100 % complete	9	9	9	27
2	verygood	4	80-90 % complete	0	0	0	4
3	Good	5	70-80 % complete	0	0	0	5
4	satisfactory	0	60-70 % complete	0	0	0	0
5	unsatisfactory	0	Less then 60%	0	0	0	0
	percentage						
s.no	paramiters	Reading hall	paramiters	Avalibility of books	Other refrence books	News paper, magzines	Total
1	excellent	0.00	100 % complete	100.00	100.00	100.00	75.00
2	verygood	44.44	80-90 % complete	0.00	0.00	0.00	11.11
3	Good	55.56	70-80 % complete	0.00	0.00	0.00	13.89
4	satisfactory	0.00	60-70 % complete	0.00	0.00	0.00	0.00
5	unsatisfactory	0.00	Less then 60%	0.00	0.00	0.00	0.00



Feedback analysis was done and it was found that all the students are satisfied, necessary Action was taken for quality improvement based on suggestions received from feedback.

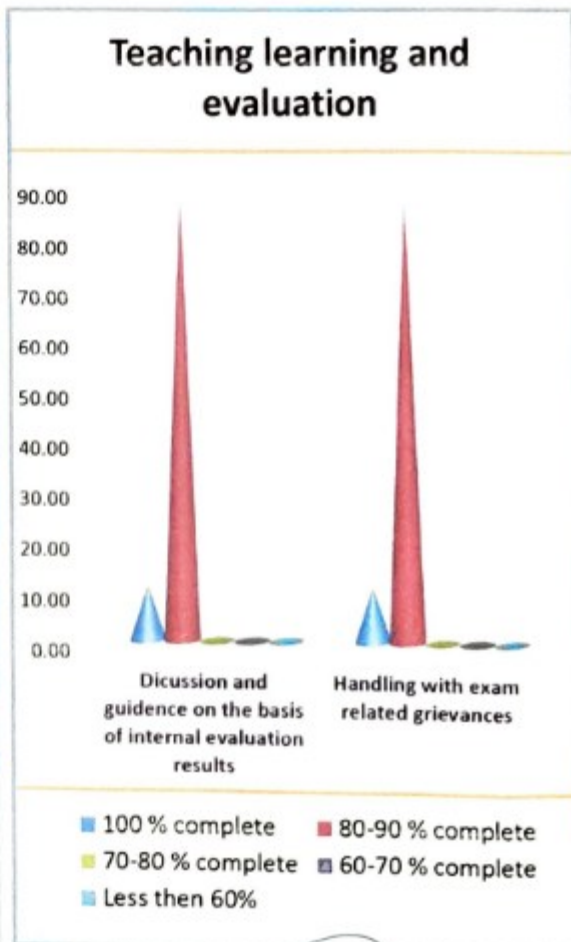
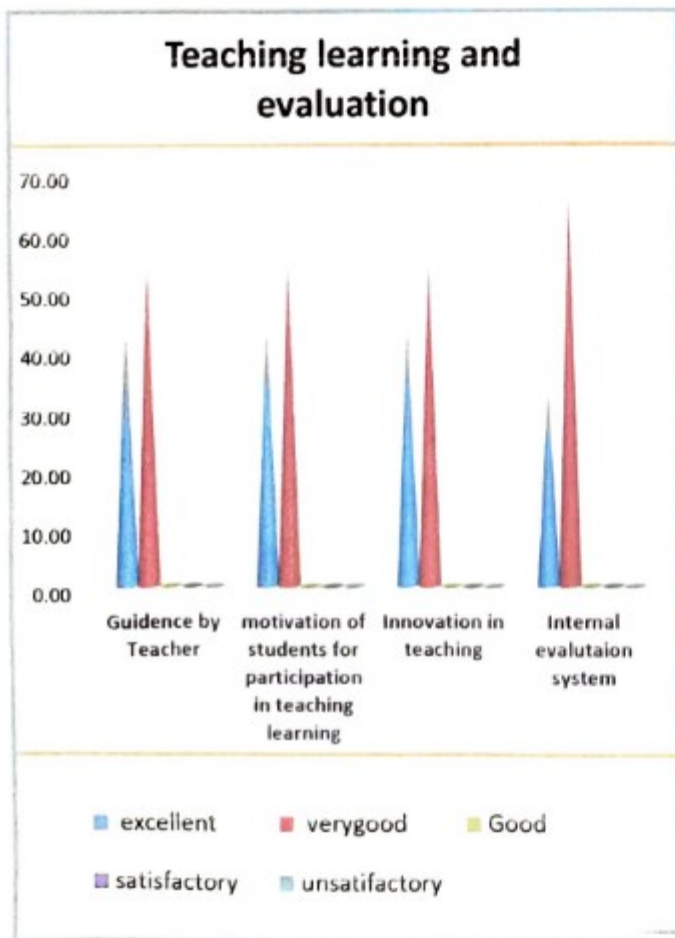


*[Signature]*  
**PRINCIPAL**  
 Govt.Naveen Girls Collee  
 Baikunthpur, Korea (C.G.)

# STUDENT FEEDBACK ANALYSIS

Questionnaire no. 1

Teaching learning and evaluation						( Part 5)	Class M.Com. II Sem.		session 2023-24
A						B			
s.no	paramiters	Guidence by Teacher	motivation of students for participation in teaching learning	Innovation in teaching	Internal evalutaion system	paramiters	Dicussion and guidance on the basis of internal evaluation results	Handling with exam related grievances	Total
1	excellent	4	4	4	3	100 % complete	1	1	17
2	verygood	5	5	5	6	80-90 % complete	8	8	37
3	Good	0	0	0	0	70-80 % complete	0	0	0
4	satisfactory	0	0	0	0	60-70 % complete	0	0	0
5	unsatisfactory	0	0	0	0	Less then 60%	0	0	0
	percentage								
s.no	paramiters	Guidence by Teacher	motivation of students for participation in teaching learning	Innovation in teaching	Internal evalutaion system	paramiters	Dicussion and guidance on the basis of internal evaluation results	Handling with exam related grievances	Total
1	excellent	44.44	44.44	44.44	33.33	100 % complete	11.11	11.11	31.48
2	verygood	55.56	55.56	55.56	66.67	80-90 % complete	88.89	88.89	68.52
3	Good	0.00	0.00	0.00	0.00	70-80 % complete	0.00	0.00	0.00
4	satisfactory	0.00	0.00	0.00	0.00	60-70 % complete	0.00	0.00	0.00
5	unsatisfactory	0.00	0.00	0.00	0.00	Less then 60%	0.00	0.00	0.00



Feedback analysis was done and it was found that all the students are satisfied, necessary Action was taken for quality improvement based on suggestions received from feedback.



PRINCIPAL  
Govt.Naveen Girls College  
Baikunthnur, Korea (C.C)

# STUDENT FEEDBACK ANALYSIS

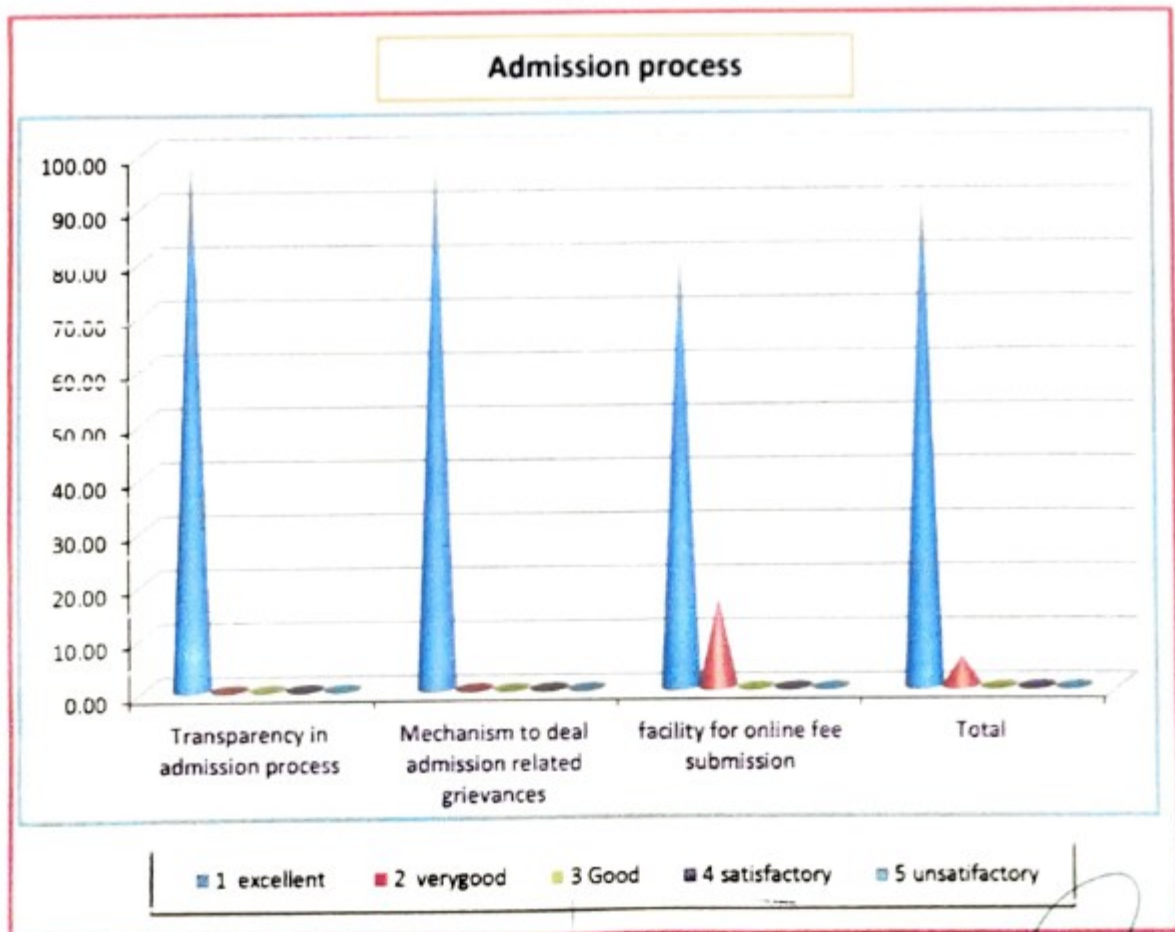
Questionnaire no. 1

Admission process	( Part 1)	Class M.A. I SEM. Economics	session 2023-24
-------------------	-----------	--------------------------------	-----------------

s.no	Paramiters	Transparency in admission process	Mechanism to deal admission related grievances	facility for online fee submission	Total
1	excellent	12	12	10	34
2	verygood	0	0	2	2
3	Good	0	0	0	0
4	satisfactory	0	0	0	0
5	unsatisfactory	0	0	0	0
	<b>Percentage</b>				0

s.no	Paramiters	Transparency in admission process	Mechanism to deal admission related grievances	facility for online fee submission	Total
1	excellent	100.00	100.00	83.33	94.44
2	verygood	0.00	0.00	16.67	5.56
3	Good	0.00	0.00	0.00	0.00
4	satisfactory	0.00	0.00	0.00	0.00
5	unsatisfactory	0.00	0.00	0.00	0.00



Feedback analysis was done and it was found that all the students are satisfied, necessary action was taken for quality improvement based on suggestions received from feedback.

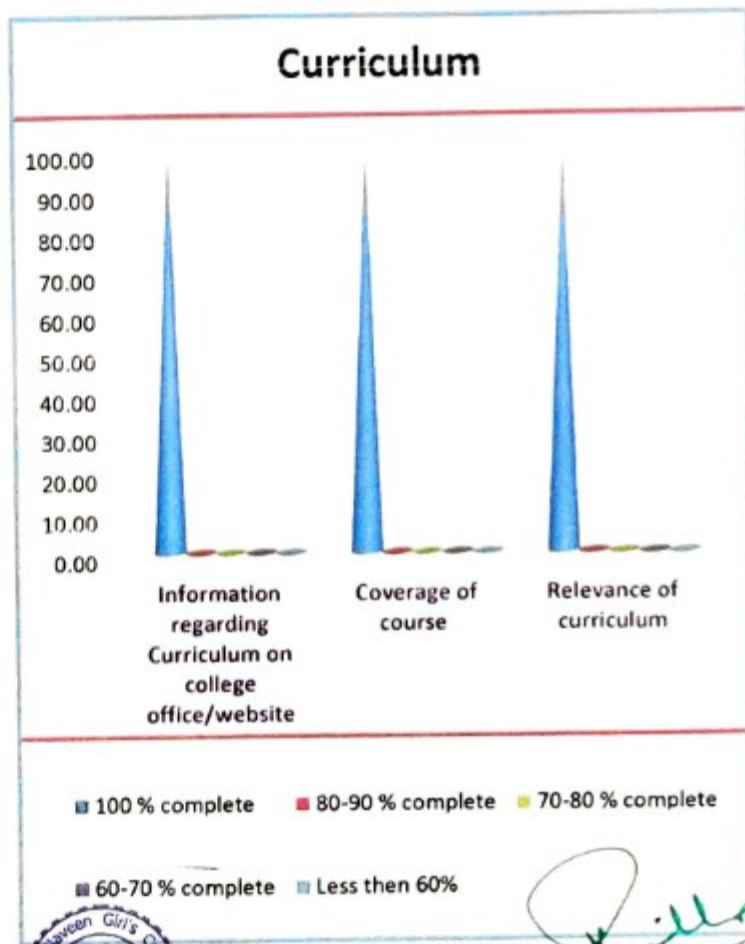
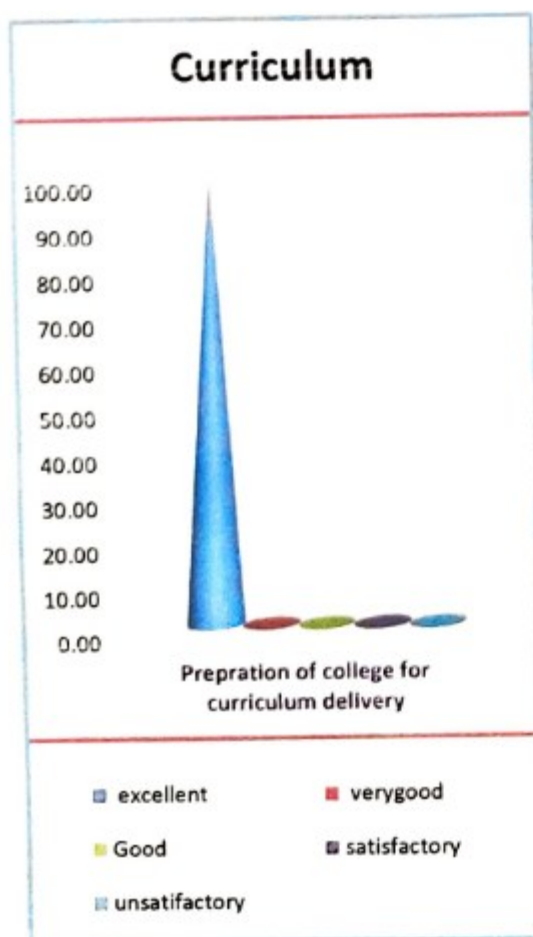


  
**PRINCIPAL**  
 Govt. Naveen Girls College  
 Baikunthpur, Korea (C.G.)

# STUDENT FEEDBACK ANALYSIS

Questionnaire no. 1

Curriculum		( Part 2 )	Class M,A. -I sem. Economics	session 2023-24			
A			B				
s.n o	paramiters	Prepration of college for curriculum delivery	paramiters	Information regarding Curriculum on college office/website	Coverage of course	Relevance of curriculum	Total
1	excellent	12	100 % complete	12	12	12	48
2	verygood	0	80-90 % complete	0	0	0	0
3	Good	0	70-80 % complete	0	0	0	0
4	satisfactory	0	60-70 % complete	0	0	0	0
5	unsatisfactory	0	Less then 60%	0	0	0	0
percentage							
s.n o	paramiters	Prepration of college for curriculum delivery	paramiters	Information regarding Curriculum on college office/website	Coverage of course	Relevance of curriculum	Total
1	excellent	100.00	100 % complete	100.00	100.00	100.00	100.00
2	verygood	0.00	80-90 % complete	0.00	0.00	0.00	0.00
3	Good	0.00	70-80 % complete	0.00	0.00	0.00	0.00
4	satisfactory	0.00	60-70 % complete	0.00	0.00	0.00	0.00
5	unsatisfactory	0.00	Less then 60%	0.00	0.00	0.00	0.00



Feedback analysis was done and it was found that all the students are satisfied, necessary action was taken for quality improvement based on suggestions received from feedback.



*[Signature]*  
**PRINCIPAL**  
 Govt. Naveen Girls College  
 Saikunthpur, Korea (C.G.)



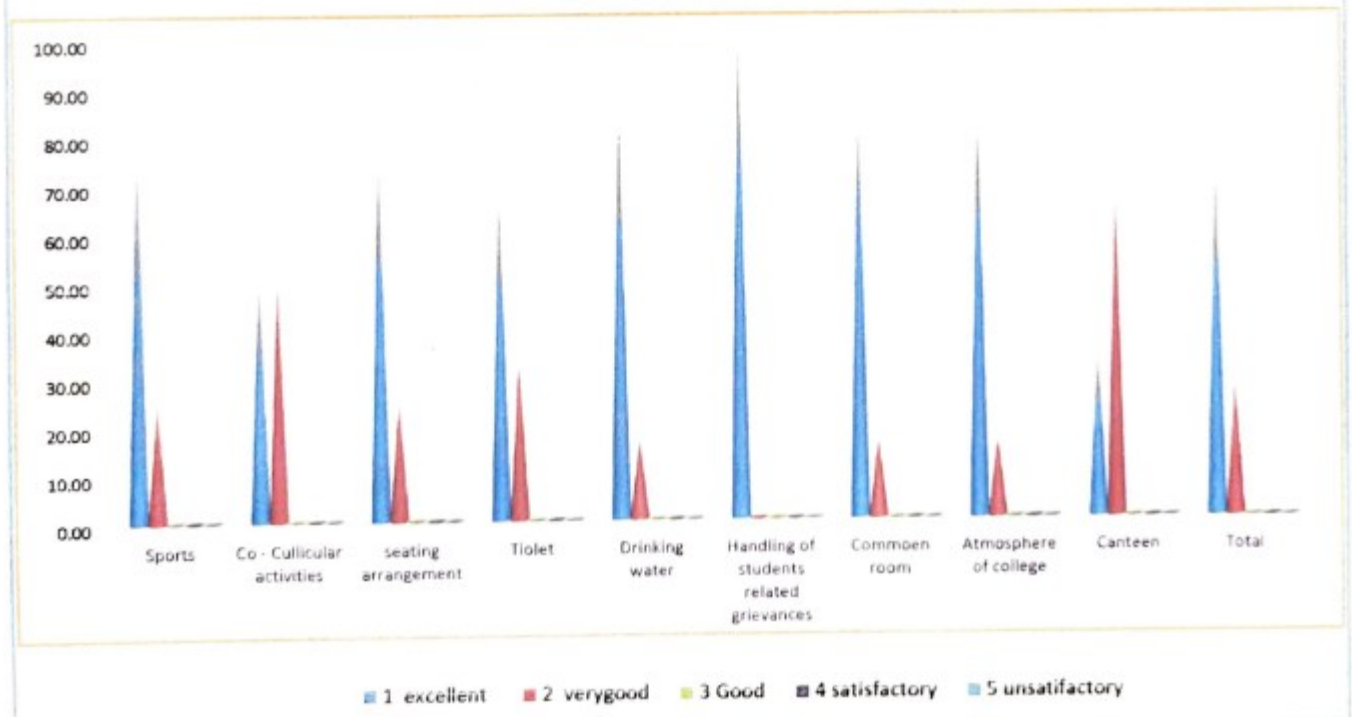
# STUDENT FEEDBACK ANALYSIS

Questionnaire no. 1

Infrastructure and facilities in college	( Part 3)	Class M.A. I SEM. Economics	session 2023-24
--	-----------	-----------------------------------	-----------------

s.no	paramiters	Sports	Co - Cullicular activities	seating arrangement	Tiolet	Drinking water	Handling of students related grievances	Commoe n room	Atmosphere of college	Canteen	Total
1	excellent	9	6	9	8	10	12	10	10	4	78
2	verygood	3	6	3	4	2	0	2	2	8	30
3	Good	0	0	0	0	0	0	0	0	0	0
4	satisfactory	0	0	0	0	0	0	0	0	0	0
5	unsatisfactory	0	0	0	0	0	0	0	0	0	0
	percentage										
s.no	paramiters	Sports	Co - Cullicular activities	seating arrangement	Tiolet	Drinking water	Handling of students related grievances	Commoe n room	Atmosphere of college	Canteen	Total
1	excellent	75.00	50.00	75.00	66.67	83.33	100.00	83.33	83.33	33.33	72.22
2	verygood	25.00	50.00	25.00	33.33	16.67	0.00	16.67	16.67	66.67	27.78
3	Good	0.00	0.00	0.00	0.00	0.00	0.00	0.00	0.00	0.00	0.00
4	satisfactory	0.00	0.00	0.00	0.00	0.00	0.00	0.00	0.00	0.00	0.00
5	unsatisfactory	0.00	0.00	0.00	0.00	0.00	0.00	0.00	0.00	0.00	0.00

## Infrastructure and facilities in college



Feedback analysis was done and it was found that all the students are satisfied, necessary Action was taken for quality improvement based on suggestions received from feedback.



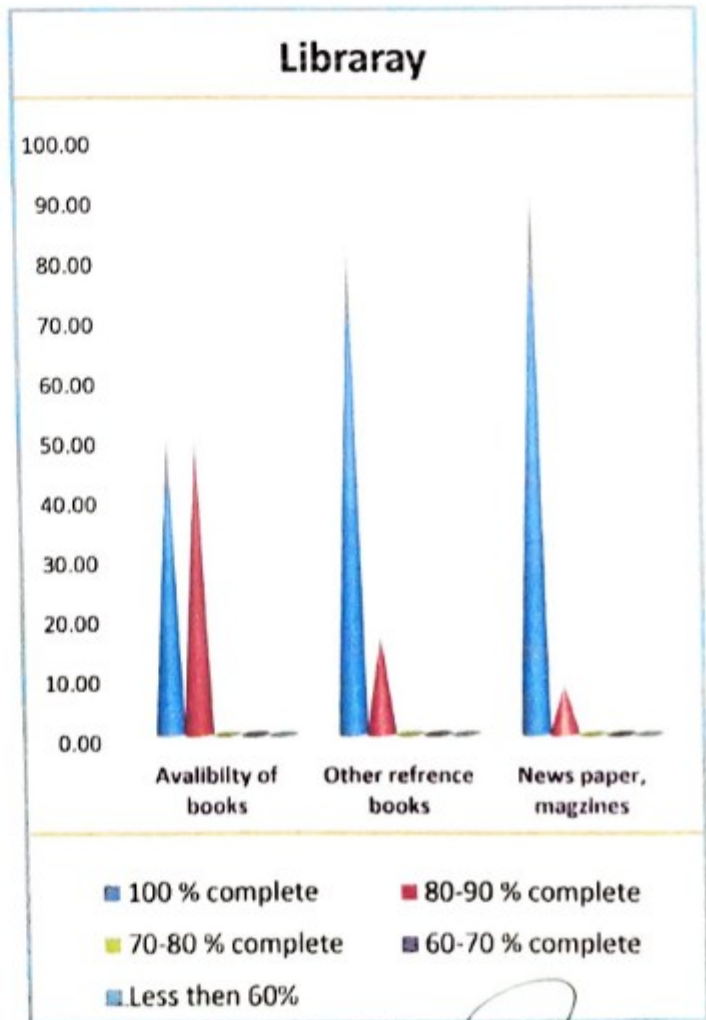
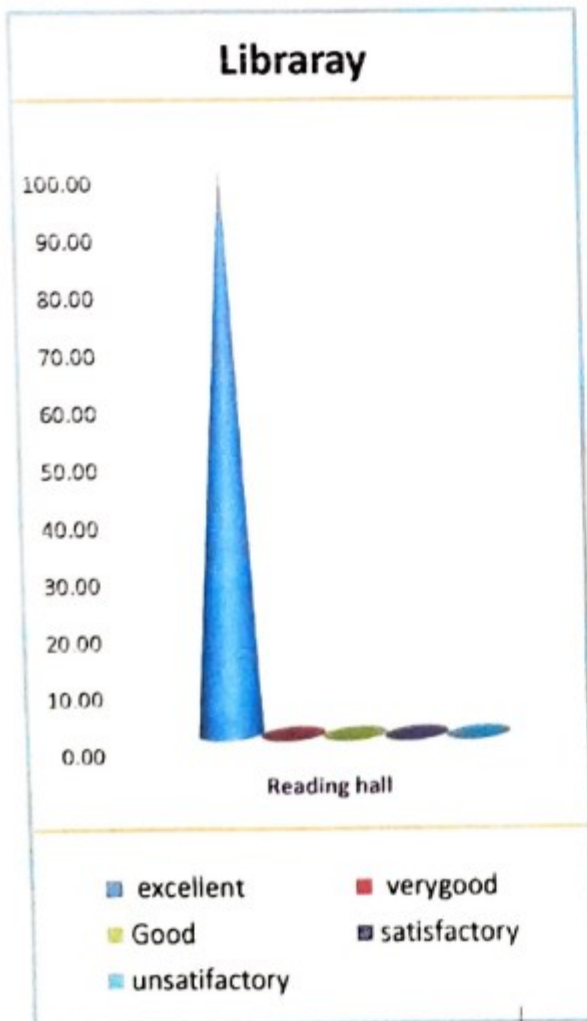
*[Signature]*  
**PRINCIPAL**  
 Govt. Naveen Girls College  
 Baikunthpur, Korea (C.G.)

# STUDENT FEEDBACK ANALYSIS

Questionnaire no. 1

Libraray	( Part 4)	Class M.A. - I Sem. Economics	session 2023-24
----------	-----------	-------------------------------	-----------------

A			B				Total
s.no	paramiters	Reading hall	paramiters	Avalibility of books	Other refrence books	News paper, magzines	
1	excellent	12	100 % complete	6	10	11	39
2	verygood	0	80-90 % complete	6	2	1	9
3	Good	0	70-80 % complete	0	0	0	0
4	satisfactory	0	60-70 % complete	0	0	0	0
5	unsatisfactory	0	Less then 60%	0	0	0	0
percentage							
s.no	paramiters	Reading hall	paramiters	Avalibility of books	Other refrence books	News paper, magzines	Total
1	excellent	100.00	100 % complete	50.00	83.33	91.67	81.25
2	verygood	0.00	80-90 % complete	50.00	16.67	8.33	18.75
3	Good	0.00	70-80 % complete	0.00	0.00	0.00	0.00
4	satisfactory	0.00	60-70 % complete	0.00	0.00	0.00	0.00
5	unsatisfactory	0.00	Less then 60%	0.00	0.00	0.00	0.00



Feedback analysis was done and it was found that all the students are satisfied, necessary Action was taken for quality improvement based on suggestions received from feedback.

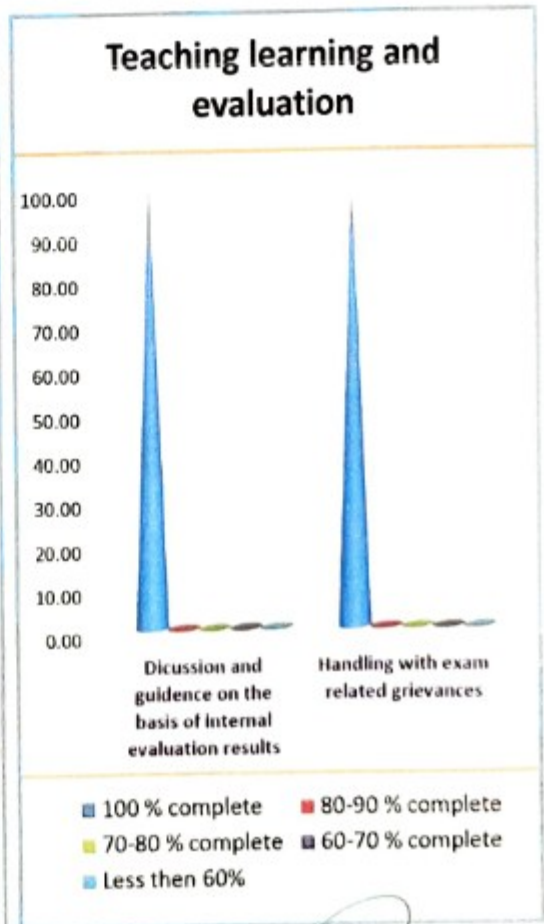
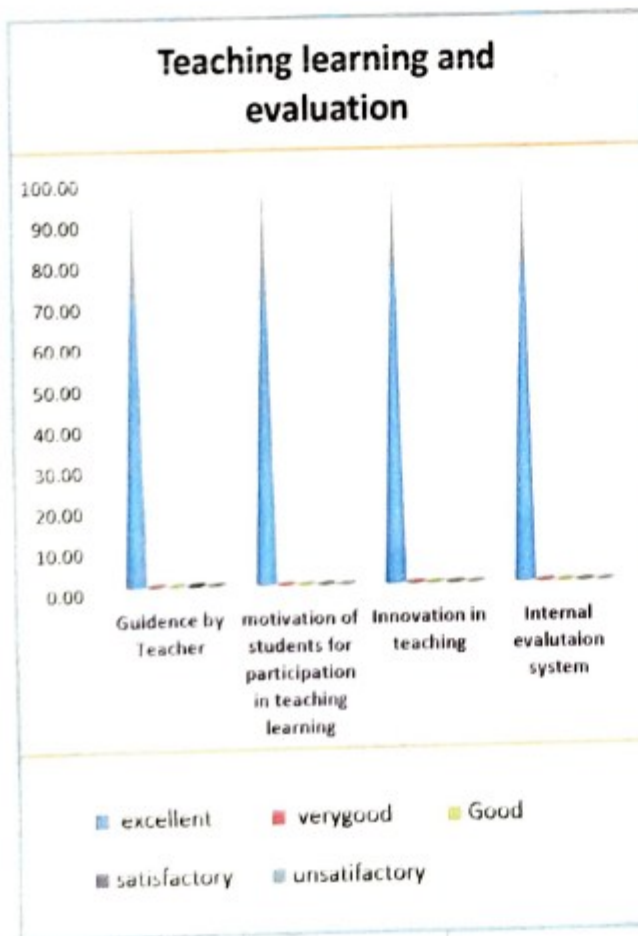


*[Signature]*  
**PRINCIPAL**  
 Govt. Naveen Girls College  
 Balkunthpur, Korea (C.G.)

# STUDENT FEEDBACK ANALYSIS

Questionnaire no. 1

Teaching learning and evaluation					( Part 5)	Class M.A. I Sem. Economics	session 2023-24		
A					B				
s.no	paramiters	Guidence by Teacher	motivation of students for participation in teaching learning	Innovation in teaching	Internal evalutaion system	paramiters	Dicussion and guidance on the basis of internal evaluation results	Handling with exam related grievances	Total
1	excellent	12	12	12	12	100 % complete	12	12	72
2	verygood	0	0	0	0	80-90 % complete	0	0	0
3	Good	0	0	0	0	70-80 % complete	0	0	0
4	satisfactory	0	0	0	0	60-70 % complete	0	0	0
5	unsatisfactory	0	0	0	0	Less then 60%	0	0	0
percentage									
s.no	paramiters	Guidence by Teacher	motivation of students for participation in teaching learning	Innovation in teaching	Internal evalutaion system	paramiters	Dicussion and guidance on the basis of internal evaluation results	Handling with exam related grievances	Total
1	excellent	100.00	100.00	100.00	100.00	100 % complete	100.00	100.00	100.00
2	verygood	0.00	0.00	0.00	0.00	80-90 % complete	0.00	0.00	0.00
3	Good	0.00	0.00	0.00	0.00	70-80 % complete	0.00	0.00	0.00
4	satisfactory	0.00	0.00	0.00	0.00	60-70 % complete	0.00	0.00	0.00
5	unsatisfactory	0.00	0.00	0.00	0.00	Less then 60%	0.00	0.00	0.00



Feedback analysis was done and it was found that all the students are satisfied, necessary Action was taken for quality improvement based on suggestions received from feedback.



PRINCIPAL  
Sovt.Naveen Girls Collee  
Baikunthpur, Korea (C.G)

# STUDENT FEEDBACK ANALYSIS

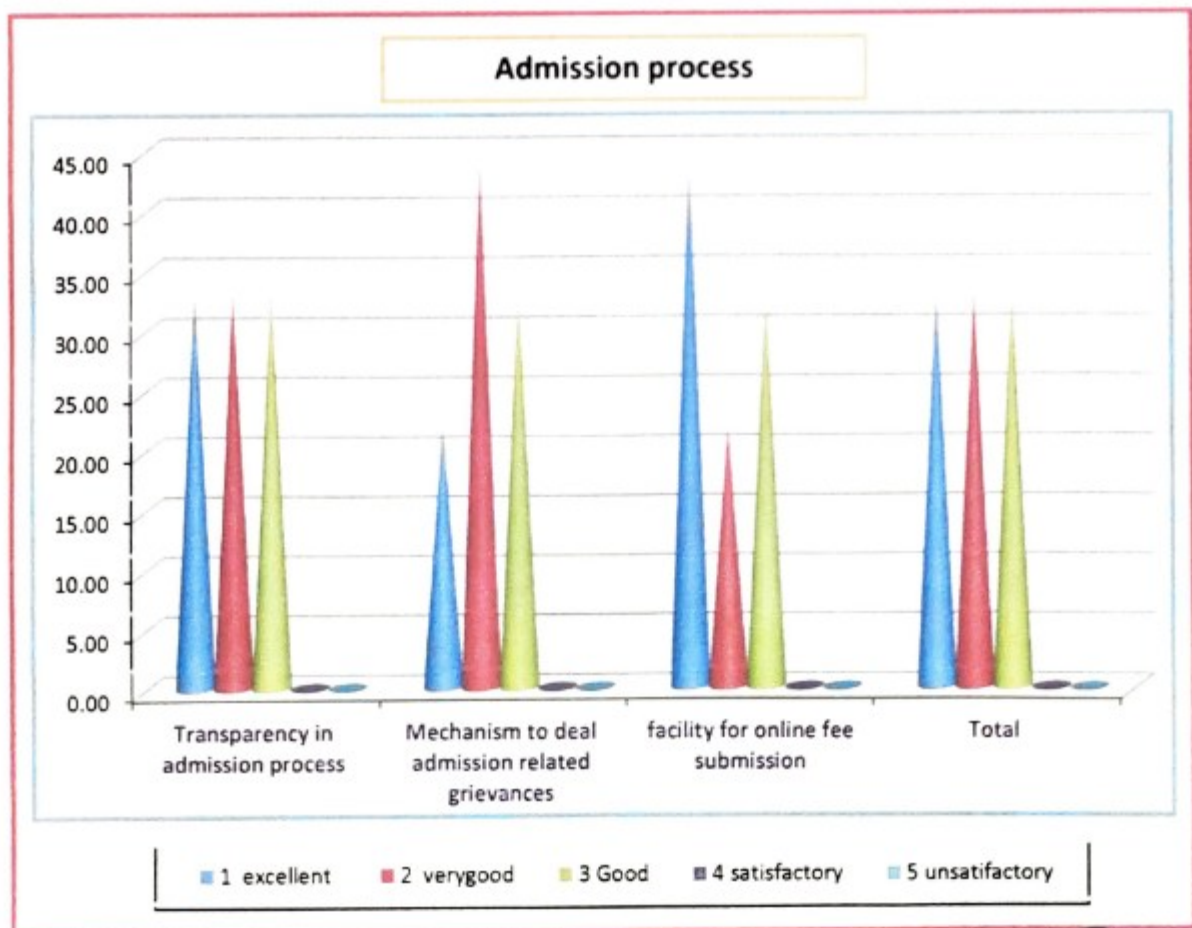
Questionnaire no. 1

Admission process	( Part 1)	Class M.A. I SEM. Hindi	session 2023-24
-------------------	-----------	-------------------------	-----------------

s.no	Paramiters	Transparency in admission process	Mechanism to deal admission related grievances	facility for online fee submission	Total
1	excellent	3	2	4	9
2	verygood	3	4	2	9
3	Good	3	3	3	9
4	satisfactory	0	0	0	0
5	unsatisfactory	0	0	0	0
	<b>Percentage</b>				0

s.no	Paramiters	Transparency in admission process	Mechanism to deal admission related grievances	facility for online fee submission	Total
1	excellent	33.33	22.22	44.44	33.33
2	verygood	33.33	44.44	22.22	33.33
3	Good	33.33	33.33	33.33	33.33
4	satisfactory	0.00	0.00	0.00	0.00
5	unsatisfactory	0.00	0.00	0.00	0.00



Feedback analysis was done and it was found that all the students are satisfied, necessary Action was taken for quality improvement based on suggestions received from feedback.

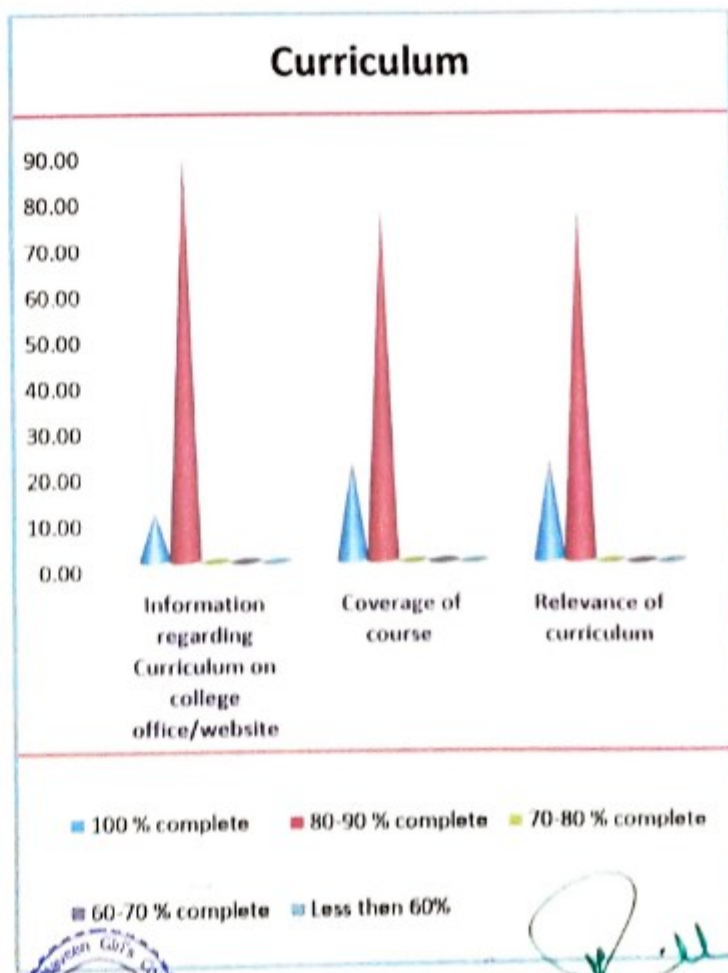
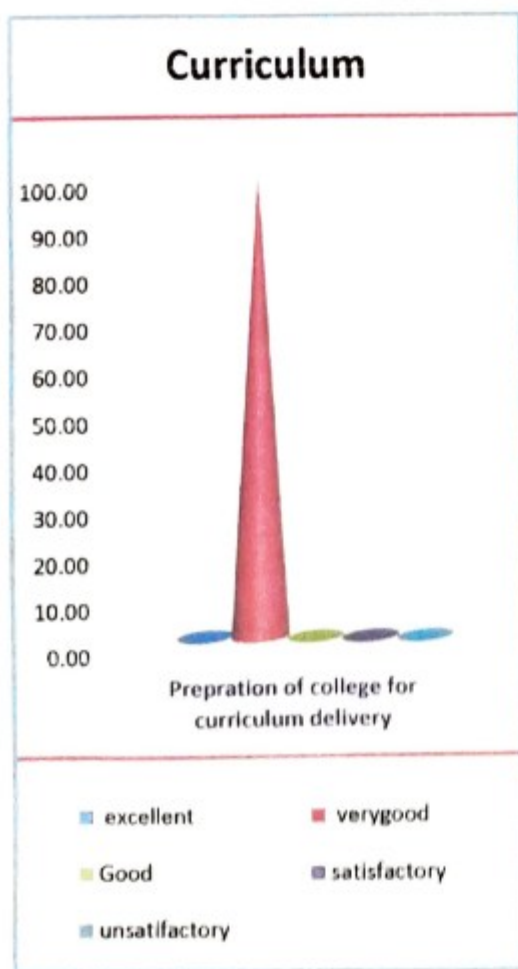


  
**PRINCIPAL**  
 Govt.Naveen Girls College,  
 Baikunthpur, Korea (C.R.)

# STUDENT FEEDBACK ANALYSIS

Questionnaire no. 1

Curriculum		( Part 2)		Class M,A. -I sem. Hindi		session 2023-24	
A			B				
s.n o	paramiters	Prepration of college for curriculum delivery	paramiters	Information regarding Curriculum on college office/website	Coverage of course	Relevance of curriculum	Total
1	excellent	0	100 % complete	1	2	2	5
2	verygood	9	80-90 % complete	8	7	7	31
3	Good	0	70-80 % complete	0	0	0	0
4	satisfactory	0	60-70 % complete	0	0	0	0
5	unsatisfactory	0	Less then 60%	0	0	0	0
percentage							
s.n o	paramiters	Prepration of college for curriculum delivery	paramiters	Information regarding Curriculum on college office/website	Coverage of course	Relevance of curriculum	Total
1	excellent	0.00	100 % complete	11.11	22.22	22.22	13.89
2	verygood	100.00	80-90 % complete	88.89	77.78	77.78	86.11
3	Good	0.00	70-80 % complete	0.00	0.00	0.00	0.00
4	satisfactory	0.00	60-70 % complete	0.00	0.00	0.00	0.00
5	unsatisfactory	0.00	Less then 60%	0.00	0.00	0.00	0.00



Feedback analysis was done and it was found that the students are satisfied, necessary action was taken for quality improvement based on suggestions received from feedback.



PRINCIPAL  
Govt. Naveen Girls Coll  
Baikunthpur, Koren (C

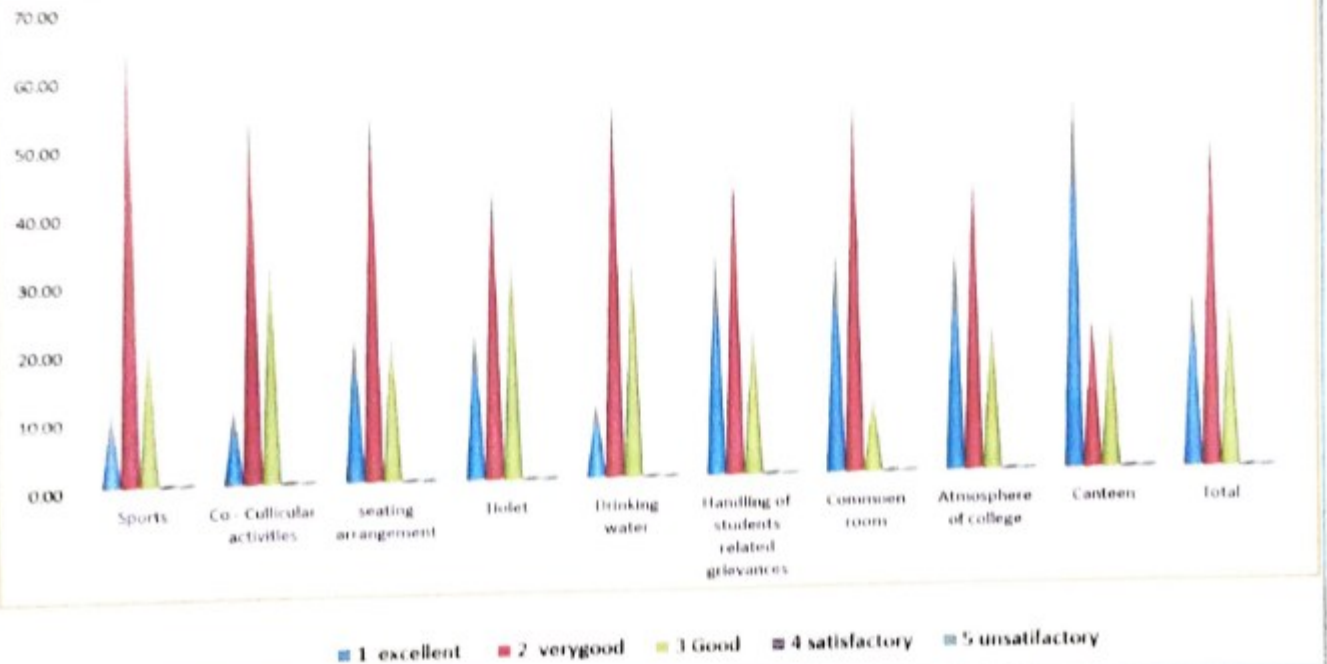
# STUDENT FEEDBACK ANALYSIS

Questionnaire no. 1

Infrastructure and facilities in college	( Part 3 )	Class M.A.1 MM.Hindi	session 2023-24
--	------------	-------------------------	-----------------

s.no	parameters	Sports	Co-Cullicular activities	seating arrangement	Toilet	Drinking water	Handling of students related grievances	Common room	Atmosphere of college	Canteen	Total
1	excellent	1	1	2	2	1	1	1	1	5	21
2	verygood	6	5	5	4	5	4	5	4	2	40
3	Good	2	3	2	3	3	2	1	2	2	20
4	satisfactory	0	0	0	0	0	0	0	0	0	0
5	unsatisfactory	0	0	0	0	0	0	0	0	0	0
	percentage										
s.no	parameters	Sports	Co-Cullicular activities	seating arrangement	Toilet	Drinking water	Handling of students related grievances	Common room	Atmosphere of college	Canteen	Total
1	excellent	11.11	11.11	22.22	22.22	11.11	33.33	33.33	33.33	55.56	25.93
2	verygood	66.67	55.56	55.56	44.44	55.56	44.44	55.56	44.44	22.22	49.38
3	Good	22.22	33.33	22.22	33.33	33.33	22.22	11.11	22.22	22.22	24.69
4	satisfactory	0.00	0.00	0.00	0.00	0.00	0.00	0.00	0.00	0.00	0.00
5	unsatisfactory	0.00	0.00	0.00	0.00	0.00	0.00	0.00	0.00	0.00	0.00

## Infrastructure and facilities in college



Feedback analysis was done and it was found that all the students are satisfied, necessary Action was taken for quality improvement based on suggestions received from feedback.



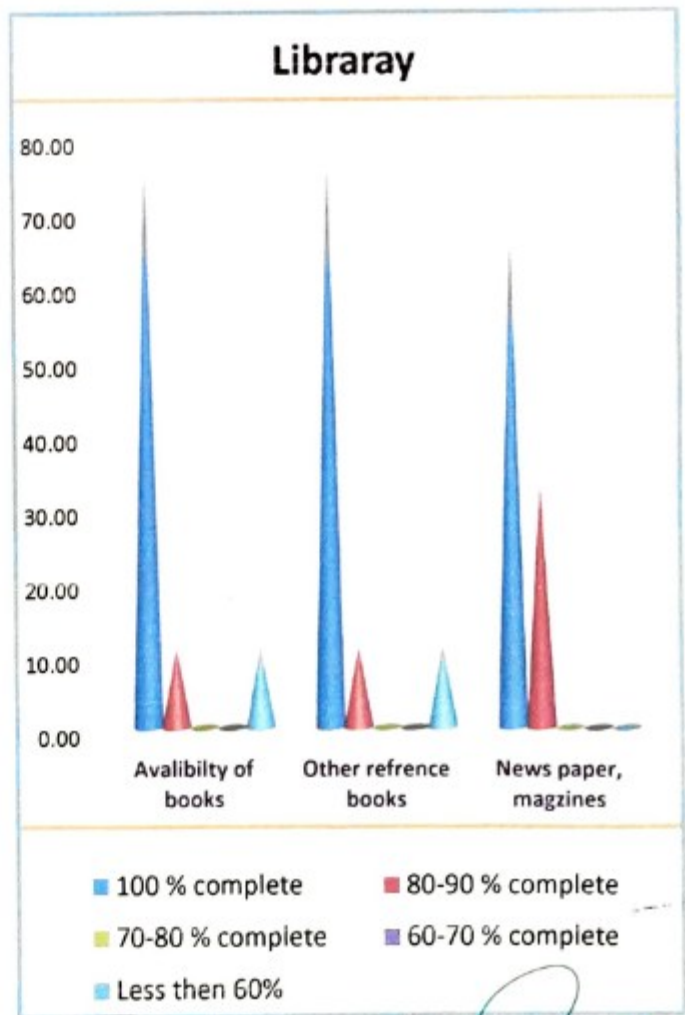
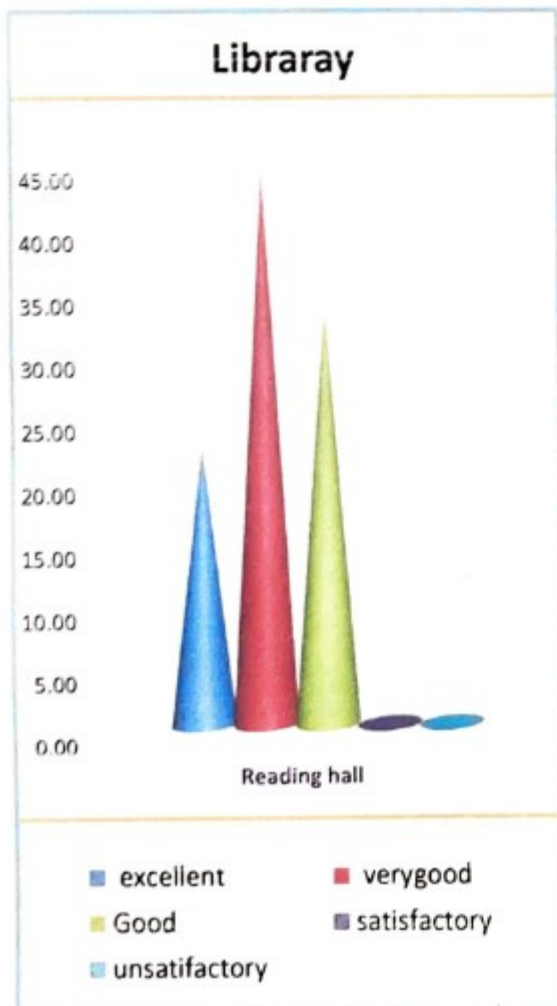
*[Signature]*  
**PRINCIPAL**  
 Govt. Naveen Girls College  
 Balakrishna, Korea (C.G.)

# STUDENT FEEDBACK ANALYSIS

Questionnaire no. 1

Library	( Part 4)	Class M.A. - I Sem. Hindi	session 2023-24
---------	-----------	---------------------------	-----------------

A			B				Total
s.no	paramiters	Reading hall	paramiters	Avalibility of books	Other refrence books	News paper, magzines	
1	excellent	2	100 % complete	7	7	6	22
2	verygood	4	80-90 % complete	1	1	3	9
3	Good	3	70-80 % complete	0	0	0	3
4	satisfactory	0	60-70 % complete	0	0	0	0
5	unsatisfactory	0	Less then 60%	1	1	0	2
	percentage						
s.no	paramiters	Reading hall	paramiters	Avalibility of books	Other refrence books	News paper, magzines	Total
1	excellent	22.22	100 % complete	77.78	77.78	66.67	61.11
2	verygood	44.44	80-90 % complete	11.11	11.11	33.33	25.00
3	Good	33.33	70-80 % complete	0.00	0.00	0.00	8.33
4	satisfactory	0.00	60-70 % complete	0.00	0.00	0.00	0.00
5	unsatisfactory	0.00	Less then 60%	11.11	11.11	0.00	5.56



Feedback analysis was done and it was found that all the students are satisfied, necessary Action was taken for quality improvement based on suggestions received from feedback.



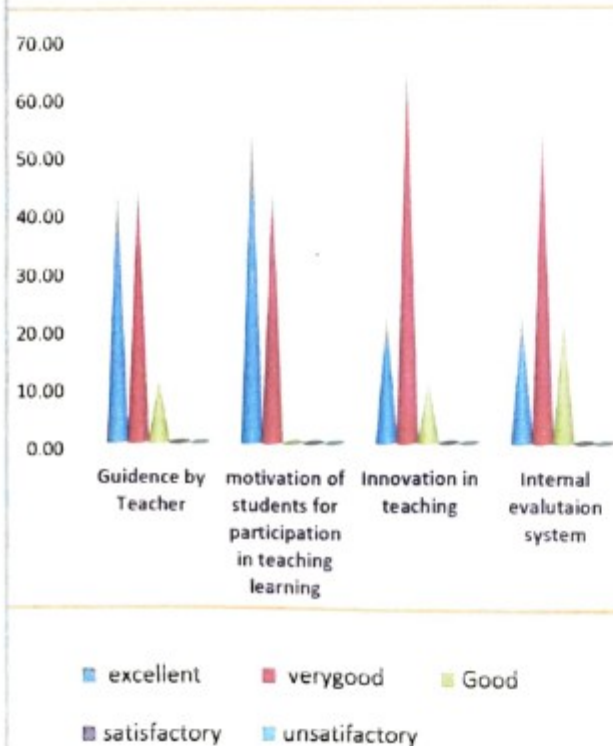
*[Signature]*  
**PRINCIPAL**  
 Govt. Naveen Girls Coller  
 Saikunthpur, Korea (C.G.)

# STUDENT FEEDBACK ANALYSIS

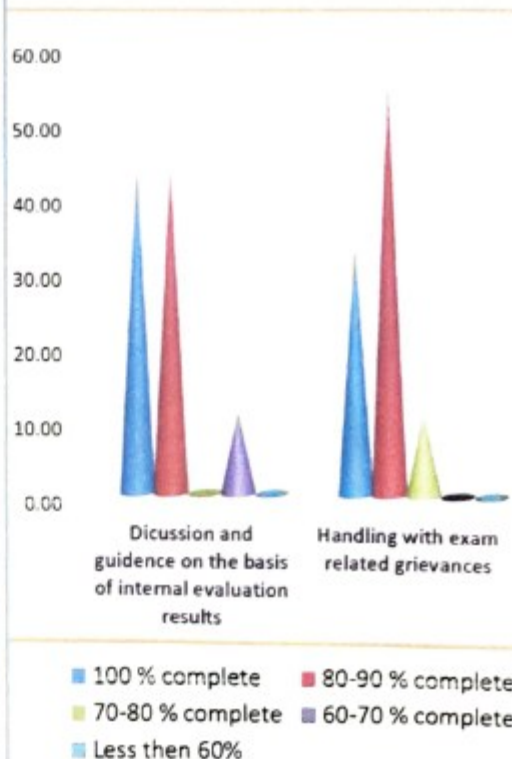
Questionnaire no. 1

Teaching learning and evaluation					( Part 5)	Class M.A. I Sem. Hindi	session 2023-24		
A					B				
s.n o	paramiters	Guidence by Teacher	motivation of students for participation in teaching learning	Innovation in teaching	Internal evalutaion system	paramiters	Dicussion and guidance on the basis of internal evaluation results	Handling with exam related grievances	Total
1	excellent	4	5	2	2	100 % complete	4	3	20
2	verygood	4	4	6	5	80-90 % complete	4	5	28
3	Good	1	0	1	2	70-80 % complete	0	1	5
4	satisfactory	0	0	0	0	60-70 % complete	1	0	1
5	unsatisfactory	0	0	0	0	Less then 60%	0	0	0
percentage									
s.n o	paramiters	Guidence by Teacher	motivation of students for participation in teaching learning	Innovation in teaching	Internal evalutaion system	paramiters	Dicussion and guidance on the basis of internal evaluation results	Handling with exam related grievances	Total
1	excellent	44.44	55.56	22.22	22.22	100 % complete	44.44	33.33	37.04
2	verygood	44.44	44.44	66.67	55.56	80-90 % complete	44.44	55.56	51.85
3	Good	11.11	0.00	11.11	22.22	70-80 % complete	0.00	11.11	9.26
4	satisfactory	0.00	0.00	0.00	0.00	60-70 % complete	11.11	0.00	1.85
5	unsatisfactory	0.00	0.00	0.00	0.00	Less then 60%	0.00	0.00	0.00

### Teaching learning and evaluation



### Teaching learning and evaluation



Feedback analysis was done and it was found that all the students are satisfied, necessary Action was taken for quality improvement based on suggestions received from feedback.



PRINCIPAL  
Govt. Naveen Girls College  
Baikunthpur, Korea (C.G)